


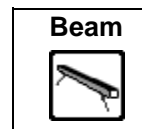
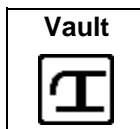


# 2016 Age Groups 432

## Women's Artistic



L4

No	Name	Club	Team	Comp	D	VT		D	UB		D	BB		D	FX		AA		Prev Score		Combined		
117	Lilli	Clo Thorp Richens	South	L4-South	L4	4.0	13.200	3 =	3.7	12.500	8 =	3.8	12.550	1 =	3.5	12.400	1 =	50.650	1 =	62.750	3 =	113.400	2 =
106	Sienna	Goodwin	East	L4-East	L4	4.0	13.250	2 =	3.4	12.550	5 =	3.8	12.400	4 =	3.6	12.300	3 =	50.500	2 =	62.800	2 =	113.300	3 =
150	Madison	Morgan	South West	L4-South West	L4	4.0	13.200	3 =	3.8	12.850	1 =	3.9	12.450	2 =	3.7	11.850	16 =	50.350	3 =	64.200	1 =	114.550	1 =
157	Layla	Starkie	Pen-Y-Bont		L4	4.0	13.050	7 =	3.6	12.850	1 =	3.6	12.400	4 =	3.6	12.050	6 =	50.350	3 =	62.750	3 =	113.100	4 =
107	Grace	Davies	East	L4-East	L4	4.0	13.100	5 =	3.5	12.250	17 =	3.9	12.450	2 =	3.6	12.250	4 =	50.050	5 =	62.450	5 =	112.500	5 =
129	Beatrice	Hill	East Midlands	L4-East Midlands	L4	4.0	13.050	7 =	3.4	12.650	3 =	3.8	11.900	15 =	3.5	12.350	2 =	49.950	6 =	60.950	12 =	110.900	6 =
108	Alina	Ciausiu	East	L4-East	L4	4.0	13.300	1 =	3.4	12.600	4 =	3.7	12.000	14 =	3.6	12.000	10 =	49.900	7 =	58.650	24 =	108.550	16 =
122	Casey	McInteggart	Europa		L4	3.5	12.600	28 =	3.4	12.550	5 =	3.8	12.350	6 =	3.4	12.100	5 =	49.600	8 =	60.600	14 =	110.200	9 =
127	Isabelle	Ings	Greenwich Royals		L4	4.0	12.800	20 =	3.5	12.450	9 =	3.6	12.100	11 =	3.5	11.950	12 =	49.300	9 =	59.300	22 =	108.600	14 =
140	Meliyah	Baker	Wales	L4-Wales	L4	4.0	12.900	16 =	3.4	12.350	12 =	3.4	11.900	15 =	3.4	12.050	6 =	49.200	10 =	60.100	18 =	109.300	12 =
137	Rosie	Greer	Abingdon		L4	4.0	13.050	7 =	3.4	12.350	12 =	3.8	11.450	24 =	3.6	12.000	10 =	48.850	11 =	59.700	19 =	108.550	15 =
115	Emily	Gorman	South	L4-South	L4	4.0	12.800	20 =	3.4	12.350	12 =	3.6	11.900	15 =	3.5	11.450	30 =	48.500	12 =	57.200	31 =	105.700	22 =
119	Grace	Dickinson	North West	L4-North West	L4	4.0	12.850	17 =	3.6	12.100	31 =	3.6	11.800	19 =	3.6	11.700	21 =	48.450	13 =	61.300	10 =	109.750	11 =
148	Felicity	Ayres	South West	L4-South West	L4	4.0	13.100	5 =	3.4	12.450	9 =	3.7	11.350	27 =	3.6	11.500	26 =	48.400	14 =	62.400	6 =	110.800	7 =
151	Molly	Seddon	South West	L4-South West	L4	3.5	12.450	35 =	3.4	12.250	17 =	3.7	12.200	9 =	3.5	11.500	26 =	48.400	14 =	0.000	41 =	48.400	41 =
141	Ruby	Evans	Wales	L4-Wales	L4	4.0	12.950	12 =	3.5	11.150	44 =	3.8	12.200	9 =	3.6	12.050	6 =	48.350	16 =	61.600	9 =	109.950	10 =
112	Darcy	Butler	London	L4-London	L4	3.5	12.250	45 =	3.4	12.200	21 =	3.6	12.350	6 =	3.4	11.500	26 =	48.300	17 =	60.200	16 =	108.500	17 =
109	Millie	Root	East	L4-East	L4	3.5	12.550	30 =	3.3	12.150	24 =	3.4	12.050	12 =	3.4	11.550	24 =	48.300	17 =	58.950	23 =	107.250	19 =
116	Kirsten	Jonker	South	L4-South	L4	3.5	12.400	39 =	3.4	12.250	17 =	3.5	12.050	12 =	3.5	11.450	30 =	48.150	19 =	0.000	41 =	48.150	42 =
139	Madison	Harford	Wales	L4-Wales	L4	4.0	12.650	24 =	3.4	12.150	24 =	3.0	11.450	24 =	3.5	11.850	16 =	48.100	20 =	58.450	26 =	106.550	21 =
123	Josie	Kwok	North	L4-North	L4	3.5	12.400	39 =	3.4	12.100	31 =	3.8	12.350	6 =	3.4	11.200	36 =	48.050	21 =	60.750	13 =	108.800	13 =
133	Courtney	Dunbar	Scotland	L4-Scotland	L4	4.0	13.000	10 =	3.4	12.350	12 =	3.5	10.750	35 =	3.4	11.950	12 =	48.050	21 =	0.000	41 =	48.050	43 =
111	Cienna	Kwayie	London	L4-London	L4	4.0	12.950	12 =	3.4	12.050	33 =	3.1	11.050	30 =	3.3	11.950	12 =	48.000	23 =	60.150	17 =	108.150	18 =
113	Sophie	O'Flaherty	London	L4-London	L4	4.0	13.000	10 =	3.6	11.150	44 =	3.9	11.800	19 =	3.5	12.050	6 =	48.000	23 =	62.250	7 =	110.250	8 =
220	Georgia	Parker	South West	L4-South West	L4	3.5	12.400	39 =	3.5	12.450	9 =	3.6	11.850	18 =	3.4	11.100	39 =	47.800	25 =	57.150	32 =	104.950	24 =
143	Allegra	Ezekwugo	South East	L4-South East	L4	3.5	12.350	43 =	3.3	12.150	24 =	3.5	11.600	23 =	3.5	11.700	21 =	47.800	25 =	54.400	38 =	102.200	30 =
102	Julia	French	West Midlands	L4-West Midlands	L4	3.5	12.450	35 =	3.4	12.150	24 =	3.6	11.750	22 =	3.4	11.400	32 =	47.750	27 =	56.700	34 =	104.450	26 =
110	Alexis	Fisher	London	L4-London	L4	3.5	12.250	45 =	3.4	12.200	21 =	3.0	11.450	24 =	3.4	11.700	21 =	47.600	28 =	0.000	41 =	47.600	44 =
114	Daniela	Dicioccio	South	L4-South	L4	4.0	12.150	49 =	3.4	11.950	35 =	3.5	11.800	19 =	3.5	11.550	24 =	47.450	29 =	0.000	41 =	47.450	45 =
146	Madeleine	Dodd	South East	L4-South East	L4	3.5	12.650	24 =	3.4	12.300	16 =	2.9	10.350	44 =	3.5	11.950	12 =	47.250	30 =	58.050	27 =	105.300	23 =
132	Joey	Heng	Hendon		L4	4.0	12.550	30 =	3.5	12.550	5 =	3.2	10.350	44 =	3.6	11.750	20 =	47.200	31 =	59.500	20 =	106.700	20 =
136	Milli	De Ohara	Scotland	L4-Scotland	L4	4.0	12.950	12 =	3.4	12.050	33 =	3.0	11.050	30 =	2.9	11.150	37 =	47.200	31 =	57.500	30 =	104.700	25 =
144	Isabelle	Smith	South East	L4-South East	L4	3.5	12.350	43 =	3.5	12.250	17 =	3.0	10.550	39 =	3.6	11.350	33 =	46.500	33 =	0.000	41 =	46.500	46 =
134	Hannah	Connell	Scotland	L4-Scotland	L4	4.0	12.650	24 =	3.0	10.950	46 =	3.5	11.000	33 =	3.4	11.800	18 =	46.400	34 =	0.000	41 =	46.400	47 =
105	Zoe	Bostock	West Midlands	L4-West Midlands	L4	3.5	12.450	35 =	3.4	12.200	21 =	3.2	10.900	34 =	3.5	10.750	41 =	46.300	35 =	56.900	33 =	103.200	29 =
118	Aimee	Glenn	North West	L4-North West	L4	3.5	12.650	24 =	3.4	12.150	24 =	3.3	10.050	46 =	3.6	11.300	34 =	46.150	36 =	0.000	41 =	46.150	48 =
155	Leyla	Gellan	Yorkshire	L4-Yorkshire	L4	4.0	12.850	17 =	3.4	11.850	36 =	3.3	10.500	41 =	3.6	10.450	47 =	45.650	37 =	57.700	28 =	103.350	27 =
120	Zoe	Prescott	North West	L4-North West	L4	4.0	12.850	17 =	3.4	10.250	51 =	3.3	11.050	30 =	3.4	11.500	26 =	45.650	37 =	57.700	28 =	103.350	27 =
121	Olivia	Harper	North West	L4-North West	L4	4.0	12.750	22 =	3.6	11.400	40 =	3.2	11.250	28 =	3.0	10.150	49 =	45.550	39 =	0.000	41 =	45.550	49 =
135	Natalie	Scott	Scotland	L4-Scotland	L4	3.5	12.400	39 =	3.0	11.200	42 =	3.4	10.700	36 =	3.5	11.250	35 =	45.550	39 =	0.000	41 =	45.550	49 =
124	Mia	Turner	North	L4-North	L4	3.5	12.000	51 =	3.4	11.750	37 =	3.7	10.450	42 =	3.4	11.100	39 =	45.300	41 =	55.050	37 =	100.350	32 =
104	Tiffany	Pilnikova	West Midlands	L4-West Midlands	L4	3.5	12.050	50 =	3.7	11.200	42 =	3.5	11.200	29 =	3.6	10.600	44 =	45.050	42 =	0.000	41 =	45.050	51 =
128	Annabel	Ramsay	East Midlands	L4-East Midlands	L4	4.0	12.450	35 =	3.4	12.150	24 =	3.7	10.550	39 =	3.5	9.850	52 =	45.000	43 =	0.000	41 =	45.000	52 =
138	Evie	Flage-Donovan	Wales	L4-Wales	L4	3.5	12.550	30 =	3.3	9.750	52 =	2.9	10.700	36 =	3.4	11.800	18 =	44.800	44 =	0.000	41 =	44.800	53 =
145	Lottie	Roberts	South East	L4-South East	L4	3.5	12.500	33 =	3.0	11.250	41 =	3.2	9.550	49 =	3.4	11.150	37 =	44.450	45 =	0.000	41 =	44.450	54 =
126	Evie	Dixon	North	L4-North	L4	3.5	12.500	33 =	3.0	10.550	50 =	3.7	10.450	42 =	3.5	10.700	42 =	44.200	46 =	56.550	35 =	100.750	31 =

# 2016 Age Groups 432

## Women's Artistic

<b>Vault</b> 	<b>Bars</b> 	<b>Beam</b> 	<b>Floor</b> 	<b>All Around</b> 	<b>Previous</b>	<b>Combined</b> 
---	--	--	---	--	-----------------	--

221	Gracie	Allen	Yorkshire	L4-Yorkshire	L4	3.5	11.800	52	=	3.4	11.450	39	=	3.6	10.600	38	=	3.4	10.250	48	=	44.100	47	=	0.000	41	=	44.100	55	=
125	Maisie	Cooke	North	L4-North	L4	3.5	12.200	47	=	3.4	10.900	48	=	3.0	9.700	48	=	3.4	10.700	42	=	43.500	48	=	0.000	41	=	43.500	56	=
153	Jane	Howard	Yorkshire	L4-Yorkshire	L4	3.5	11.600	53	=	3.4	11.700	38	=	3.7	9.900	47	=	3.4	10.050	50	=	43.250	49	=	0.000	41	=	43.250	57	=
154	Jessica	Burton	Yorkshire	L4-Yorkshire	L4	4.0	12.750	22	=	3.6	12.150	24	=	3.4	9.100	51	=	3.7	9.200	53	=	43.200	50	=	56.000	36	=	99.200	33	=
103	Lauren	Jones	West Midlands	L4-West Midlands	L4	4.0	12.950	12	=	3.5	10.900	48	=	3.4	9.300	50	=	2.8	9.900	51	=	43.050	51	=	0.000	41	=	43.050	58	=
131	Charlotte	Alcock	East Midlands	L4-East Midlands	L4	3.5	12.600	28	=	3.0	10.950	46	=	2.5	8.700	52	=	3.3	10.550	45	=	42.800	52	=	0.000	41	=	42.800	59	=
130	Brogan	Hardwick	East Midlands	L4-East Midlands	L4	3.5	12.200	47	=	3.0	9.550	53	=	3.0	8.600	53	=	3.4	10.550	45	=	40.900	53	=	0.000	41	=	40.900	60	=