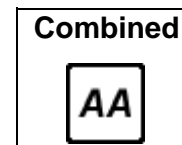

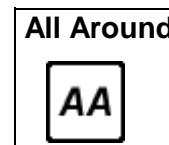
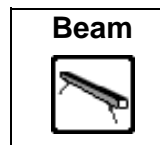
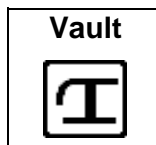


2016 Age Groups 432

Women's Artistic



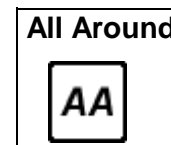
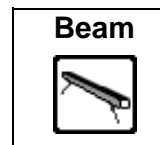
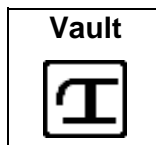


L3

No	Name	Club	Team	Comp	D	VT		D	UB		D	BB		D	FX		AA		Prev Score		Combined		
52	Amelie	Douglas	South West	L3-South West	L3	4.0	13.250	6 =	4.2	13.100	2 =	4.1	12.850	2 =	4.1	12.300	7 =	51.500	1 =	59.250	20 =	110.750	8 =
13	Jea	Maracha	Wales	L3-Wales	L3	4.0	12.800	30 =	4.1	13.200	1 =	4.1	12.350	5 =	3.9	12.400	6 =	50.750	2 =	62.600	4 =	113.350	2 =
14	Mali	Morgan	Wales	L3-Wales	L3	4.0	13.000	15 =	3.4	12.500	8 =	4.1	13.050	1 =	4.1	12.100	11 =	50.650	3 =	58.900	23 =	109.550	12 =
38	Hattie	Moat	North West	L3-North West	L3	4.0	12.700	35 =	3.9	12.800	3 =	3.9	12.400	4 =	3.8	12.450	5 =	50.350	4 =	61.950	7 =	112.300	5 =
26	Isabelle	Mardle	Norfolk		L3	4.0	13.350	4 =	3.4	12.200	10 =	3.9	11.850	21 =	4.1	12.900	1 =	50.300	5 =	61.550	9 =	111.850	7 =
16	Sofia	Micallef	Wales	L3-Wales	L3	4.0	12.950	18 =	3.7	12.700	6 =	4.2	12.250	6 =	4.1	12.050	12 =	49.950	6 =	46.200	46 =	96.150	40 =
51	Amy	Oliver	Valleys		L3	4.0	13.000	15 =	3.6	12.750	4 =	4.1	11.900	16 =	4.1	12.250	8 =	49.900	7 =	62.400	5 =	112.300	6 =
15	Poppy	Stickler	Wales	L3-Wales	L3	4.0	13.600	2 =	3.9	12.750	4 =	4.0	11.350	28 =	4.0	11.850	19 =	49.550	8 =	59.350	18 =	108.900	15 =
5	Ellie	Petroiu	East	L3-East	L3	4.0	13.250	6 =	3.4	12.000	17 =	4.1	11.700	22 =	4.1	12.550	4 =	49.500	9 =	64.800	1 =	114.300	1 =
20	Mia	Evans	West Midlands	L3-West Midlands	L3	4.0	13.200	9 =	2.8	11.500	24 =	4.1	12.200	8 =	4.2	12.600	3 =	49.500	9 =	59.100	21 =	108.600	17 =
54	Rebecca	James	South West	L3-South West	L3	4.0	13.600	2 =	3.4	11.800	18 =	4.0	12.200	8 =	3.9	11.800	22 =	49.400	11 =	57.850	26 =	107.250	19 =
28	Dixie	Lindsay	South	L3-South	L3	4.0	12.850	27 =	3.9	12.200	10 =	4.0	12.200	8 =	4.0	12.000	14 =	49.250	12 =	61.300	11 =	110.550	10 =
49	Mercedes	Moore	North	L3-North	L3	4.0	12.900	23 =	4.0	12.200	10 =	3.9	11.900	16 =	3.9	12.200	10 =	49.200	13 =	61.350	10 =	110.550	9 =
37	Ayesha	Abdullahi	North West	L3-North West	L3	4.0	13.800	1 =	3.4	12.050	15 =	4.4	12.000	12 =	3.3	11.200	38 =	49.050	14 =	63.650	2 =	112.700	3 =
6	Paige	Moroney	East	L3-East	L3	4.0	12.950	18 =	3.6	12.550	7 =	4.2	10.750	37 =	4.4	12.700	2 =	48.950	15 =	63.400	3 =	112.350	4 =
12	Tommara	Hendricks	London	L3-London	L3	4.0	13.050	13 =	3.1	12.050	15 =	4.0	12.800	3 =	3.7	10.950	47 =	48.850	16 =	59.350	18 =	108.200	18 =
17	Annabel	Shaw	West Midlands	L3-West Midlands	L3	4.0	13.100	11 =	3.6	12.450	9 =	4.0	11.200	29 =	3.9	11.950	15 =	48.700	17 =	60.950	12 =	109.650	11 =
39	Renee	Pullin	North West	L3-North West	L3	4.0	13.100	11 =	3.0	12.100	13 =	3.9	12.250	6 =	3.1	11.150	42 =	48.600	18 =	60.050	17 =	108.650	16 =
19	Gabriella	Williams	West Midlands	L3-West Midlands	L3	4.0	12.900	23 =	3.0	11.450	27 =	4.0	11.950	14 =	3.8	12.250	8 =	48.550	19 =	60.750	13 =	109.300	13 =
45	Sofia	Saporita	East Midlands	L3-East Midlands	L3	4.0	13.300	5 =	2.8	11.450	27 =	3.9	12.200	8 =	3.9	11.350	34 =	48.300	20 =	58.350	24 =	106.650	20 =
55	Rosa	Pawlyn	South West	L3-South West	L3	4.0	13.250	6 =	2.8	11.300	33 =	4.0	11.900	16 =	4.1	11.850	19 =	48.300	20 =	57.750	27 =	106.050	23 =
31	Katie	Dovey	Capital		L3	4.0	12.900	23 =	3.5	12.100	13 =	3.7	11.150	30 =	3.9	11.600	28 =	47.750	22 =	58.050	25 =	105.800	24 =
7	Violet	Manser	East	L3-East	L3	4.0	12.800	30 =	3.4	11.800	18 =	4.1	11.600	24 =	3.3	11.200	38 =	47.400	23 =	61.700	8 =	109.100	14 =
53	Kate	Trott	South West	L3-South West	L3	3.5	12.400	47 =	2.8	11.300	33 =	3.8	11.900	16 =	3.8	11.700	25 =	47.300	24 =	55.600	34 =	102.900	29 =
30	Paige	Carder	South	L3-South	L3	4.0	12.850	27 =	3.4	11.550	23 =	4.0	11.700	22 =	4.0	11.050	45 =	47.150	25 =	56.050	33 =	103.200	26 =
27	Anais	Saunders	South	L3-South	L3	4.0	13.150	10 =	2.8	11.150	35 =	3.9	11.400	25 =	4.0	11.300	35 =	47.000	26 =	54.700	40 =	101.700	35 =
34	Sofia	Karnejenko	Scotland	L3-Scotland	L3	4.0	12.800	30 =	2.8	11.000	38 =	3.9	11.400	25 =	3.7	11.600	28 =	46.800	27 =	0.000	47 =	46.800	47 =
32	Kennedi	Foster	Scotland	L3-Scotland	L3	4.0	13.000	15 =	2.8	11.000	38 =	3.4	10.850	35 =	3.8	11.950	15 =	46.800	27 =	55.400	37 =	102.200	32 =
44	Katie	Wood	East Midlands	L3-East Midlands	L3	4.0	12.750	34 =	2.8	11.450	27 =	3.5	11.050	32 =	3.9	11.400	32 =	46.650	29 =	0.000	47 =	46.650	48 =
159	Ruby	Doherty	North West	L3-North West	L3	4.0	12.700	35 =	3.5	10.800	40 =	3.6	11.900	16 =	2.9	11.150	42 =	46.550	30 =	56.600	31 =	103.150	27 =
11	Niambh	O'Shea	London	L3-London	L3	4.0	12.950	18 =	3.0	10.350	45 =	4.1	11.400	25 =	3.8	11.650	26 =	46.350	31 =	55.150	38 =	101.500	36 =
24	Helena	Vinall	South East	L3-South East	L3	3.5	12.600	42 =	2.8	11.450	27 =	4.0	10.250	45 =	3.7	12.050	12 =	46.350	31 =	55.450	36 =	101.800	34 =
46	Daisy	Ellis	Slough		L3	4.0	13.050	13 =	3.2	10.150	46 =	4.2	11.050	32 =	4.2	11.950	15 =	46.200	33 =	60.350	14 =	106.550	21 =
35	Rachel	Quinn	Scotland	L3-Scotland	L3	4.0	12.800	30 =	3.1	9.550	51 =	4.0	11.950	14 =	3.6	11.900	18 =	46.200	33 =	0.000	47 =	46.200	49 =
48	Isobel	Gosling	North	L3-North	L3	3.5	11.950	53 =	2.8	10.450	43 =	4.3	12.000	12 =	3.8	11.650	26 =	46.050	35 =	56.400	32 =	102.450	31 =
8	Emma	Wilkinson	East	L3-East	L3	4.0	12.650	38 =	3.4	11.650	22 =	3.8	10.200	47 =	4.1	11.500	30 =	46.000	36 =	60.200	16 =	106.200	22 =
29	Lexie	Mullins	South	L3-South	L3	4.0	12.650	38 =	3.4	11.700	21 =	3.7	10.350	43 =	3.8	11.250	37 =	45.950	37 =	0.000	47 =	45.950	50 =
40	Mya	Patel	Pipers Vale		L3	4.0	12.550	43 =	3.4	11.750	20 =	3.4	10.250	45 =	4.0	11.300	35 =	45.850	38 =	57.150	29 =	103.000	28 =
18	Matilda	Haughton	West Midlands	L3-West Midlands	L3	4.0	12.700	35 =	2.8	11.350	31 =	3.1	10.700	39 =	3.8	11.000	46 =	45.750	39 =	0.000	47 =	45.750	51 =
43	Leasha	Penkeregoo Ravenscoft	East Midlands	L3-East Midlands	L3	4.0	12.950	18 =	2.8	11.500	24 =	4.5	10.050	49 =	4.1	11.200	38 =	45.700	40 =	55.600	34 =	101.300	37 =

2016 Age Groups 432

Women's Artistic



21	Thalia	Perry	Colchester		L3	4.0	12.550	43 =	2.8	11.150	35 =	3.0	10.100	48	3.8	11.750	24		45.550	41		55.000	39		100.550	38	
4	Olivia	Cham	Yorkshire	L3-Yorkshire	L3	4.0	12.650	38 =	2.8	11.500	24 =	3.7	9.750	50	3.7	11.400	32 =		45.300	42 =		57.200	28		102.500	30	
47	Ellie	Potts	North	L3-North	L3	3.5	12.100	51	2.8	10.600	41 =	4.0	10.800	36	3.6	11.800	22 =		45.300	42 =		56.850	30		102.150	33	
22	Cissy	Marlow	South East	L3-South East	L3	3.5	12.200	49 =	2.9	10.600	41 =	3.6	10.550	42	3.7	11.850	19 =		45.200	44		0.000	47		45.200	52	
10	Chloe	Buist	London	L3-London	L3	4.0	12.950	18 =	2.8	10.100	47	4.0	10.600	41	3.9	11.450	31		45.100	45		59.000	22		104.100	25	
41	Sofia	Brooks	Pipers Vale		L3	4.0	12.550	43 =	2.8	11.350	31 =	3.2	10.350	43 =	3.5	10.800	49 =		45.050	46		51.800	43		96.850	39	
9	Amelie	Attwood	London	L3-London	L3	4.0	12.650	38 =	2.1	9.900	49	3.3	10.900	34	3.3	10.900	48		44.350	47		0.000	47		44.350	53	
25	Mia	Hamill	South East	L3-South East	L3	3.5	12.050	52	2.1	10.000	48	4.1	11.100	31	3.6	11.100	44		44.250	48		0.000	47		44.250	54	
33	Charlotte	Peacock	Scotland	L3-Scotland	L3	4.0	12.900	23 =	2.1	9.300	52	4.0	10.750	37 =	3.7	11.200	38 =		44.150	49		50.200	45		94.350	41	
23	Daisy	Evans	South East	L3-South East	L3	3.5	12.350	48	2.8	11.150	35 =	3.8	9.350	52	3.2	10.700	51		43.550	50		0.000	47		43.550	55	
201	Ruby	Ineson	Yorkshire	L3-Yorkshire	L3	3.5	11.950	53 =	2.8	10.450	43 =	3.6	10.650	40	3.5	10.450	52		43.500	51		0.000	47		43.500	56	
42	Evie	Axton	East Midlands	L3-East Midlands	L3	4.0	12.850	27 =	2.8	9.750	50	2.7	9.700	51	3.8	10.800	49 =		43.100	52		50.450	44		93.550	43	
2	Jessica	Rodgers	Yorkshire	L3-Yorkshire	L3	4.0	12.500	46	2.8	9.200	53	4.0	9.050	53	3.6	10.250	53		41.000	53		52.700	42		93.700	42	
1	Jessica	Ambler	Yorkshire	L3-Yorkshire	L3	4.0	12.200	49 =	2.1	7.200	54	3.0	8.450	54	3.2	9.950	54		37.800	54		0.000	47		37.800	57	