

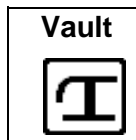


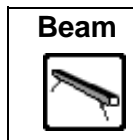
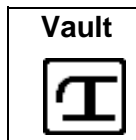


L4

No	Name	Club	Team	Comp	D	VT		D	UB		D	BB		D	FX		D	RC		AA			
19	Jamiee	Smith	East	L4-East	L4	4.0	13.650	2	4.0	13.100	5	4.0	12.000	6	4.0	12.300	5	4.0	12.800	4	63.850	1	
45	Sophia	Cabrera	West Midlands	L4-West Midlands	L4	4.0	12.900	8	4.0	12.950	9	4.0	12.950	1	4.0	12.600	1	4.0	12.400	5	63.800	2	
51	Isla	Pitman	South	L4-South	L4	4.0	11.350	49	4.0	13.050	6	4.0	12.900	2	4.0	11.950	10	4.0	12.850	3	62.100	3	
47	Sofia	Meadows	West Midlands	L4-West Midlands	L4	4.0	13.000	6	4.0	13.200	4	3.5	10.900	29	4.0	12.500	4	4.0	12.100	7	61.700	4	
48	Miriam	Allen	West Midlands	L4-West Midlands	L4	4.0	13.200	3	4.0	12.250	37	4.0	11.750	9	4.0	12.550	2	4.0	11.850	9	61.600	5	
52	Anna	Browne	South	L4-South	L4	4.0	11.550	41	4.0	12.400	30	4.0	12.450	4	3.5	11.550	19	4.0	13.150	1	61.100	6	
18	Kerry	Hegarty	East	L4-East	L4	4.0	12.800	10	4.0	12.250	37	4.0	11.500	16	4.0	11.350	23	4.0	13.100	2	61.000	7	
58	Olivia	Gauregui	Wales	L4-Wales	L4	4.0	12.000	25	4.0	13.000	8	4.0	12.000	6	4.0	12.250	6	4.0	11.700	11	60.950	8	
43	China	Mattis	London	L4-London	L4	4.0	13.000	6	4.0	13.250	2	4.0	11.200	19	4.0	12.550	2	4.0	10.350	33	60.350	9	
41	Alina	Cofie	London	L4-London	L4	4.0	12.800	10	4.0	13.050	6	4.0	12.400	5	4.0	11.750	13	4.0	10.200	40	60.200	10	
20	Elise	Adeyemo	East	L4-East	L4	4.0	12.100	22	4.0	13.250	2	4.0	11.200	19	4.0	11.250	24	4.0	12.350	6	60.150	11	
2	Katie	Newbery	North West	L4-North West	L4	4.0	13.200	3	4.0	12.700	18	4.0	12.000	6	4.0	11.450	22	4.0	10.500	30	59.850	12	
57	Jaycie	Rees	Wales	L4-Wales	L4	4.0	11.650	39	4.0	12.700	18	4.0	11.600	13	4.0	12.150	8	4.0	11.750	10	59.850	12	
40	Ami	O'Sullivan	London	L4-London	L4	4.0	11.850	29	4.0	12.850	11	4.0	12.500	3	4.0	11.550	19	4.0	10.850	20	59.600	14	
55	Seren	Rowlands-Higgins	Wales	L4-Wales	L4	4.0	11.750	33	4.0	12.650	20	4.0	10.900	29	4.0	12.200	7	4.0	12.100	7	59.600	14	
50	Bryony	Ludlow	South	L4-South	L4	4.0	12.350	14	4.0	12.950	9	4.0	11.050	24	3.5	11.600	16	4.0	11.300	15	59.250	16	
17	Ellie	Gargett	East	L4-East	L4	4.0	12.400	13	4.0	12.750	17	4.0	11.700	11	4.0	11.500	21	4.0	10.550	29	58.900	17	
25	Emily	Roper	Pipers Vale		L4	4.0	13.200	3	4.0	12.200	39	4.0	11.400	17	4.0	11.250	24	4.0	10.800	22	58.850	18	
11	Isabella	Wheeldon	Uttoxeter		L4	4.0	12.050	23	4.0	12.450	26	4.0	11.750	9	4.0	11.150	29	4.0	11.300	15	58.700	19	
39	Emma	Tara Atkin	Norfolk Academy		L4	4.0	12.250	15	4.0	12.800	15	4.0	10.650	37	4.0	11.900	11	4.0	10.500	30	58.100	20	
15	Millie	Mcconville	Scotland	L4-Scotland	L4	4.0	12.450	12	4.0	12.500	25	4.0	10.650	37	4.0	11.250	24	4.0	10.850	20	57.700	21	
1	Lauren	Sims	North West	L4-North West	L4	4.0	11.700	37	4.0	12.600	22	4.0	11.600	13	4.0	11.200	27	4.0	10.500	30	57.600	22	
32	Anna	Duffy	Llanelli		L4	4.0	12.250	15	3.0	10.850	51	4.0	10.850	32	4.0	12.150	8	4.0	11.350	14	57.450	23	
63	Charlotte	Moralee	North	L4-North	L4	4.0	11.100	51	4.0	12.450	26	4.0	11.700	11	3.5	10.650	36	4.0	11.400	12	57.300	24	
26	Maisie	Squire	Pipers Vale		L4	4.0	11.500	43	4.0	12.400	30	4.0	11.400	17	4.0	11.050	31	4.0	10.650	25	57.000	25	
38	Alyssa	Hawkins	East Midlands	L4-East Midlands	L4	4.0	12.900	8	4.0	11.950	44	4.0	11.050	24	4.0	10.700	34	4.0	10.250	36	56.850	26	
46	Amelia	Bourne	West Midlands	L4-West Midlands	L4	4.0	12.200	19	3.0	11.150	50	4.0	11.600	13	4.0	11.650	15	4.0	10.250	36	56.850	26	
56	Emma	Chandler	Wales	L4-Wales	L4	4.0	11.850	29	4.0	12.600	22	4.0	10.950	28	4.0	11.200	27	4.0	10.200	40	56.800	28	
9	Madeleine	Roberts	South East	L4-South East	L4	4.0	13.750	1	2.0	10.200	56	4.0	10.850	32	4.0	11.850	12	4.0	9.600	47	56.250	29	
6	Rosie	Bayliss	South East	L4-South East	L4	4.0	12.150	20	3.5	11.250	49	4.0	10.850	32	4.0	11.700	14	4.0	10.300	34	56.250	29	
42	Akielah	Ashman-Howe	London	L4-London	L4	4.0	10.400	57	4.0	12.600	22	4.0	10.600	39	4.0	11.600	16	4.0	10.650	25	55.850	31	
61	Asia	Knott	North	L4-North	L4	4.0	11.500	43	4.0	12.300	36	4.0	10.600	39	4.0	10.450	37	4.0	10.700	23	55.550	32	
24	Helena	Hall	Pipers Vale		L4	4.0	11.100	51	4.0	12.400	30	4.0	11.200	19	4.0	10.400	39	4.0	10.250	36	55.350	33	
21	Ellie-Mae	Wainwright	Phoenix		L4	4.0	11.650	39	4.0	12.850	11	4.0	9.450	49	4.0	10.450	37	4.0	10.900	19	55.300	34	
59	Amber	Freeman	The Meapa		L4	4.0	11.750	33	4.0	12.800	15	4.0	10.700	36	3.5	10.400	39	4.0	9.550	49	55.200	35	
4	Nikita	Peprah	North West	L4-North West	L4	4.0	11.200	50	4.0	11.800	45	4.0	11.150	23	4.0	10.400	39	4.0	10.650	25	55.200	35	



16	Reine	Temporaza	Manx		L4	4.0	12.000	25 =	4.0	12.350	34 =	3.5	10.100	44	3.5	11.150	29 =	4.0	9.500	50		55.100	37	
60	Grace	Horner	North	L4-North	L4	4.0	11.700	37 =	4.0	12.350	34 =	4.0	9.950	46	4.0	10.050	46 =	4.0	11.000	17		55.050	38	
8	Isabelle	Lamb	South East	L4-South East	L4	4.0	11.950	28	3.0	11.500	47	3.0	10.050	45	4.0	10.350	42	4.0	10.950	18		54.800	39	
12	Taylor	Richardson	Scotland	L4-Scotland	L4	4.0	11.500	43 =	4.0	12.650	20 =	3.5	9.650	48	4.0	10.700	34 =	4.0	10.100	43		54.600	40	
209	Sophie	Prior	South	L4-South	L4	4.0	12.250	15 =	4.0	12.850	11 =	3.5	9.200	53	4.0	10.800	33	4.0	9.250	53		54.350	41	
3	Emily	Hilton	North West	L4-North West	L4	4.0	12.000	25 =	4.0	12.150	40	3.5	10.900	29 =	3.5	9.650	50	4.0	9.600	47 =		54.300	42	
49	Violet	Clark	South Essex		L4	4.0	11.550	41 =	4.0	13.400	1	4.0	10.250	43	3.0	7.600	58	4.0	11.400	12 =		54.200	43	
14	Millie	Redford	Scotland	L4-Scotland	L4	4.0	11.750	33 =	4.0	12.450	26 =	3.5	9.450	49 =	4.0	9.400	53	4.0	10.600	28		53.650	44	
13	Megan	Dowds	Scotland	L4-Scotland	L4	4.0	11.400	47 =	3.0	10.650	53	4.0	10.500	41	4.0	10.150	45	4.0	10.700	23 =		53.400	45	
37	Georgie	Lewis	East Midlands	L4-East Midlands	L4	4.0	12.050	23 =	3.5	11.650	46	4.0	9.400	51	4.0	10.950	32	4.0	9.050	54		53.100	46	
62	Harriet	Gibson	North	L4-North	L4	4.0	11.750	33 =	4.0	12.850	11 =	3.0	6.900	57	4.0	11.600	16 =	3.5	9.950	45		53.050	47	
10	Niamh	Searchwell-Snape	Tamworth		L4	4.0	11.500	43 =	4.0	11.400	48	4.0	11.000	26 =	4.0	10.200	44	4.0	8.600	57		52.700	48 =	
31	Leah	Stinson	Milton Keynes		L4	4.0	12.250	15 =	2.5	10.350	55	3.5	10.450	42	4.0	10.250	43	4.0	9.400	51		52.700	48 =	
27	Ruby	Stacey	South West	L4-South West	L4	4.0	11.050	54	4.0	12.100	41 =	4.0	11.000	26 =	3.5	9.100	55	4.0	9.350	52		52.600	50	
7	Poppy	Griggs	South East	L4-South East	L4	4.0	11.800	32	4.0	12.450	26 =	3.0	8.950	54	4.0	10.000	48	4.0	8.900	55		52.100	51	
23	Honor	Rouse	Yorkshire	L4-Yorkshire	L4	4.0	10.800	56	3.0	10.550	54	4.0	10.800	35	4.0	9.550	51 =	4.0	10.200	40 =		51.900	52	
30	Safina	Crocker	South West	L4-South West	L4	4.0	10.950	55	2.0	9.550	57	4.0	11.200	19 =	4.0	10.050	46 =	4.0	9.900	46		51.650	53	
28	Hannah	Griffin	South West	L4-South West	L4	4.0	12.150	20 =	4.0	12.100	41 =	3.0	8.400	55	4.0	9.850	49	4.0	8.800	56		51.300	54	
36	Sydney	Clarke	East Midlands	L4-East Midlands	L4	4.0	11.850	29 =	4.0	12.400	30 =	3.5	9.800	47	3.5	8.950	57	3.5	7.000	58		50.000	55	
29	Roxanne	Price	South West	L4-South West	L4	4.0	11.400	47 =	1.5	9.000	58	4.0	9.350	52	4.0	9.550	51 =	4.0	10.000	44		49.300	56	
22	Matilda	Butterworth	Yorkshire	L4-Yorkshire	L4	4.0	11.100	51 =	3.5	10.850	51 =	4.0	7.950	56	4.0	9.000	56	4.0	10.250	36 =		49.150	57	
35	Alice	Marriott	East Midlands	L4-East Midlands	L4	4.0	9.000	58	4.0	12.000	43	3.0	6.750	58	3.5	9.250	54	4.0	10.300	34 =		47.300	58	



L3

No	Name	Club	Team	Comp	D	VT		D	UB		D	BB		D	FX		D	RC		AA			
140	Halle	Hilton	East	L3-East	L3	4.5	13.600	1	5.0	13.950	2	4.0	12.000	1	4.0	12.600	2	4.0	12.350	2	64.500	1	=
137	Ondine	Achampong	East	L3-East	L3	4.5	13.400	3 =	5.0	14.450	1	4.0	11.250	2	3.5	12.550	3	4.0	12.850	1	64.500	1	=
107	Drew	Drury	South East	L3-South East	L3	4.5	13.400	3 =	5.0	13.150	4	4.0	10.850	5	4.0	12.050	7 =	4.0	12.200	3	61.650	3	
130	Samanta	Katkevica	London	L3-London	L3	4.5	13.500	2	5.0	12.850	9	4.0	9.800	12 =	4.0	12.700	1	4.0	12.000	6 =	60.850	4	
141	Sasha	King	South West	L3-South West	L3	4.5	12.850	12 =	5.0	13.350	3	4.0	10.500	8	3.5	11.450	12 =	4.0	12.100	5	60.250	5	
110	Leah	Greenland	North	L3-North	L3	4.5	13.200	6	4.0	12.350	20	4.0	10.950	4	3.0	11.000	20 =	4.0	12.150	4	59.650	6	
129	Lily	Zentner	London	L3-London	L3	4.0	13.100	7	4.0	12.800	10 =	4.0	10.600	7	4.0	12.200	5	4.0	10.450	32	59.150	7	
139	Molly	Howland	East	L3-East	L3	4.5	12.050	28 =	4.0	12.800	10 =	4.0	10.300	10 =	3.5	11.750	9	4.0	11.650	13 =	58.550	8	
108	Amanda	Cook	South East	L3-South East	L3	4.5	13.000	9 =	4.0	12.100	23 =	3.4	9.800	12 =	3.5	11.250	15 =	4.0	11.750	11 =	57.900	9	
120	Isabel	Thomas	Wales	L3-Wales	L3	4.5	12.350	23	4.0	12.600	14	4.0	9.300	15 =	3.5	11.200	17 =	4.0	11.900	10	57.350	10	
114	Abigail	English	South	L3-South	L3	4.5	12.750	14	4.5	11.800	28 =	4.0	9.300	15 =	3.5	11.300	14	4.0	11.650	13 =	56.800	11	
103	Shanna-Kae	Grant	City of Leeds		L3	4.5	12.950	11	4.0	12.800	10 =	2.9	7.300	31	3.5	12.050	7 =	4.0	11.350	18	56.450	12 =	
109	Lydia-May	Collins	North	L3-North	L3	4.5	13.050	8	5.0	13.000	7	4.0	7.350	29 =	3.5	11.050	19	4.0	12.000	6 =	56.450	12 =	
134	Tamzin	Hughes	West Midlands	L3-West Midlands	L3	4.5	12.300	24 =	4.0	13.050	6	4.0	9.350	14	3.5	10.700	25 =	4.0	10.750	28 =	56.150	14	
123	Lauren	McCormack	Scotland	L3-Scotland	L3	4.5	13.350	5	4.0	12.500	18 =	4.0	10.300	10 =	3.5	11.500	10 =	4.0	8.350	42	56.000	15 =	
101	Ramiyah	Kofi	East Midlands	L3-East Midlands	L3	4.5	12.850	12 =	4.5	11.750	30	4.0	11.150	3	3.0	10.400	29 =	4.0	9.850	36	56.000	15 =	
119	Amelia	Thomas	Wales	L3-Wales	L3	4.0	12.450	19	4.0	13.100	5	4.0	7.900	23	3.5	11.450	12 =	4.0	11.000	24	55.900	17	
138	Alyssa	Felgett	East	L3-East	L3	4.5	12.100	27	3.0	10.200	37 =	4.0	10.350	9	3.5	11.500	10 =	4.0	11.400	16 =	55.550	18	
143	Emily	Edge	South West	L3-South West	L3	4.0	11.700	34 =	4.0	12.750	13	3.4	8.300	18	3.5	10.850	23	4.0	11.400	16 =	55.000	19	
102	Isla	Lees	East Midlands	L3-East Midlands	L3	4.5	12.050	28 =	3.0	8.550	43	4.0	10.750	6	4.0	12.350	4	4.0	11.150	20 =	54.850	20	
216	Isabelle	Yip	West Midlands	L3-West Midlands	L3	4.5	12.400	20 =	4.0	12.900	8	4.0	8.100	20 =	3.5	10.400	29 =	4.0	10.800	26 =	54.600	21	
125	Mia	Perryment	Basingstoke		L3	4.0	11.700	34 =	4.0	12.550	15 =	4.0	7.100	33	3.5	11.250	15 =	4.0	11.750	11 =	54.350	22	
124	Anna	Hollins	Scotland	L3-Scotland	L3	4.5	12.400	20 =	4.0	12.150	22	3.4	7.050	34	3.0	10.700	25 =	4.0	12.000	6 =	54.300	23	
136	Jacinta	Brackley	West Midlands	L3-West Midlands	L3	4.5	13.000	9 =	4.5	12.550	15 =	3.4	7.400	27 =	3.5	10.750	24	4.0	10.150	34	53.850	24	
117	Chloe	Weston	Wales	L3-Wales	L3	4.0	11.800	33	4.0	12.300	21	3.4	7.800	25	3.5	11.200	17 =	4.0	10.700	30 =	53.800	25	
113	Georgia	Pickford	South	L3-South	L3	4.0	11.350	40	4.0	11.800	28 =	4.0	8.150	19	3.5	10.700	25 =	4.0	11.150	20 =	53.150	26	
116	Charlotte	Anderson-Priddie	South	L3-South	L3	4.0	11.950	30	4.0	11.850	27	3.4	7.400	27 =	3.5	10.700	25 =	4.0	10.700	30 =	52.600	27	
142	Elize	Waits	South West	L3-South West	L3	4.0	12.300	24 =	4.0	11.400	32	4.0	7.750	26	3.0	10.000	36	4.0	10.750	28 =	52.200	28	
133	Martha	Shaw	West Midlands	L3-West Midlands	L3	4.0	11.600	38	4.0	12.500	18 =	3.5	7.200	32	3.0	9.450	39	4.0	11.250	19	52.000	29	
105	Sorrel	Kennedy-Dyson	South East	L3-South East	L3	4.5	12.500	17 =	3.0	10.600	33	3.4	5.700	36 =	3.0	10.400	29 =	4.0	11.950	9	51.150	30	
111	Leila	Bennadi	Heathrow		L3	4.0	11.200	41 =	4.0	12.100	23 =	3.4	8.100	20 =	3.5	10.050	34 =	4.0	9.600	38 =	51.050	31 =	
215	Leila	Bennadi	London	L3-London	L3	4.0	11.200	41 =	4.0	12.100	23 =	3.4	8.100	20 =	3.5	10.050	34 =	4.0	9.600	38 =	51.050	31 =	
131	Alice	McLoughlin	London	L3-London	L3	4.5	12.150	26	4.0	11.500	31	3.4	5.250	40	4.0	12.100	6	4.0	9.900	35	50.900	33	
106	Amira	Hojiej	South East	L3-South East	L3	4.5	12.400	20 =	2.0	9.750	41	3.4	7.350	29 =	3.0	10.300	32	4.0	10.800	26 =	50.600	34	
121	Brooke	Masson	Scotland	L3-Scotland	L3	4.0	11.850	31 =	4.0	12.550	15 =	3.4	6.700	35	3.0	8.600	41	4.0	10.200	33	49.900	35 =	
122	Teagan	Batho	Scotland	L3-Scotland	L3	4.0	11.850	31 =	2.0	9.050	42	4.0	8.350	17	3.0	9.150	40	4.0	11.500	15	49.900	35 =	
115	Lili-Mae	Snuggs	South	L3-South	L3	4.0	12.600	15 =	3.0	10.250	36	3.4	5.450	39	3.5	11.000	20 =	4.0	9.600	38 =	48.900	37	
127	Sophie	Macpherson	City of Glasgow		L3	4.0	11.400	39	3.0	8.450	44	3.4	7.850	24	3.0	10.150	33	4.0	10.950	25	48.800	38	
126	Amelia	Basham	Cardiff Central		L3	4.0	10.800	43	4.0	11.950	26	3.4	4.700	41	3.0	9.600	38	4.0	11.100	22	48.150	39	
144	Carly	Cox	South West	L3-South West	L3	4.0	11.650	36 =	3.0	10.550	34	2.4	2.400	44	3.5	10.900	22	4.0	11.050	23	46.550	40	
112	Elisha	Stott	De Mond		L3	4.0	11.650	36 =	3.5	10.400	35	2.9	5.550	38	3.0	8.550	42	4.0	8.200	43	44.350	41	
128	Grace	Davison	Tolworth		L3	4.5	12.500	17 =	3.0	9.800	40	3.4	4.000	42	2.0	7.250	43	4.0	9.750	37	43.300	42	
118	Anya	Niven	Wales	L3-Wales	L3	0.0	0.000	44 =	3.0	10.200	37 =	4.0	5.700	36 =	3.0	9.650	37	4.0	9.550	41	35.100	43	
104	Kate	Bird	Rugby		L3	4.5	12.600	15 =	3.0	9.900	39	2.9	2.900	43	0.0	0.000	44 =	0.0	0.000	44 =	25.400	44	