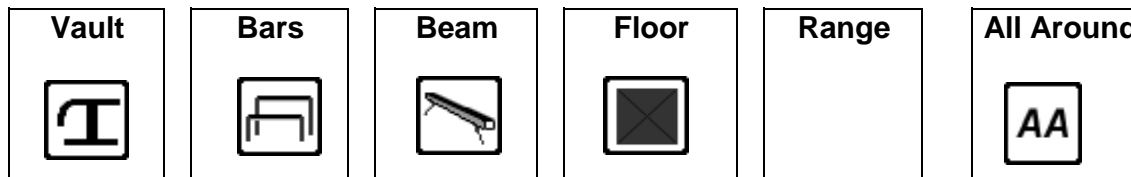


2016 BG Club Grades 4321

Women's Artistic

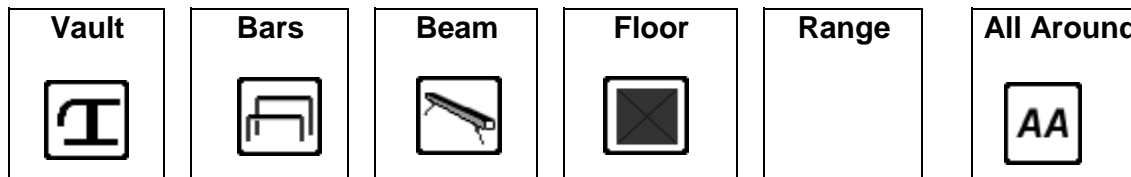


L4

No	Name	Club	Comp	D	VT		D	UB		D	BB		D	FX		D	RC		AA		
2	Blaise	Watts	London	L4	4.0	13.000	4	4.0	13.400	3	4.0	12.450	2	4.0	12.650	5	4.0	13.300	3	64.800	1
9	Cheyenne	Plummer-Haaijer	West Midlands	L4	4.0	12.950	7	4.0	13.250	10	4.0	12.000	17	4.0	12.900	1	4.0	13.500	1	64.600	2
36	Lauren	Taylor	South West	L4	4.0	12.800	21	4.0	13.350	5	4.0	12.350	3	4.0	12.750	3	4.0	13.050	15	64.300	3
34	Imogen	Banfield	South West	L4	4.0	12.900	10	4.0	13.200	15	4.0	12.100	14	4.0	12.900	1	4.0	13.000	16	64.100	4
43	Katie	Connolly	Wales	L4	4.0	12.750	23	4.0	13.450	1	4.0	12.150	12	4.0	12.600	9	4.0	13.150	12	64.100	4
33	Emily	Elder	South West	L4	4.0	12.850	18	4.0	13.300	6	4.0	12.100	14	4.0	12.550	10	4.0	13.200	8	64.000	6
21	Jamie-Leigh	Surtees	North	L4	4.0	12.400	44	4.0	13.200	15	4.0	12.750	1	4.0	11.950	39	4.0	13.300	3	63.600	7
10	Fiona	Morfill	West Midlands	L4	4.0	12.900	10	4.0	12.950	35	4.0	12.250	6	4.0	12.300	21	4.0	12.950	18	63.350	8
7	Katie	Coleman	North West	L4	4.0	12.500	38	4.0	13.250	10	4.0	11.900	23	4.0	12.700	4	4.0	13.000	16	63.350	8
23	Sophie	Westwood	North	L4	4.0	12.750	23	4.0	13.300	6	3.5	11.700	29	4.0	12.350	18	4.0	13.250	5	63.350	8
41	Andreea-Emilia	Buzdugan	Wales	L4	4.0	12.700	29	4.0	13.250	10	4.0	12.300	5	4.0	12.200	27	4.0	12.750	26	63.200	11
1	Amelie	Attwood	London	L4	4.0	12.650	31	4.0	13.000	29	4.0	11.650	30	4.0	12.650	5	4.0	13.200	8	63.150	12
45	Alice	Read	South East	L4	4.0	13.250	2	4.0	13.250	10	4.0	12.250	6	3.5	12.050	36	3.5	12.300	35	63.100	13
37	Amelia	Hornik	South	L4	4.0	12.900	10	4.0	13.050	26	4.0	11.950	19	4.0	12.650	5	3.5	12.500	30	63.050	14
13	Charlotte	Cassidy	East	L4	4.0	12.650	31	4.0	13.450	1	4.0	11.500	34	4.0	12.250	23	4.0	13.200	8	63.050	14
15	Lulutho	Ndayi	East	L4	4.0	12.800	21	4.0	13.250	10	4.0	11.800	26	4.0	11.950	39	4.0	13.250	5	63.050	14
4	Talia	Lazell	London	L4	4.0	12.350	47	4.0	12.750	42	4.0	12.000	17	4.0	12.450	13	4.0	13.450	2	63.000	17
5	Abigail	Hutton	North West	L4	4.0	12.600	35	4.0	13.100	22	4.0	12.250	6	4.0	12.050	36	4.0	12.950	18	62.950	18
19	Molly	Clark	Scotland	L4	4.0	13.000	4	4.0	13.000	29	4.0	11.750	27	4.0	12.250	23	4.0	12.950	18	62.950	18
8	Maggie	Thompson	North West	L4	4.0	13.050	3	4.0	12.950	35	4.0	11.900	23	4.0	12.550	10	4.0	12.450	31	62.900	20
48	Ellie	Flinders	South East	L4	4.0	12.550	37	4.0	12.950	35	4.0	12.200	11	4.0	11.950	39	4.0	13.150	12	62.800	21
38	Emily	Tait	South	L4	4.0	12.750	23	4.0	13.050	26	4.0	11.500	34	4.0	12.550	10	4.0	12.850	25	62.700	22
6	Charlee	Pritchard	North West	L4	4.0	12.900	10	4.0	13.100	22	4.0	11.750	27	4.0	12.450	13	4.0	12.450	31	62.650	23
12	Sasha	Bailey	West Midlands	L4	4.0	12.600	35	4.0	13.150	20	4.0	11.200	38	4.0	12.450	13	4.0	13.200	8	62.600	24
25	Florence	Stoney	Yorkshire	L4	4.0	12.350	47	4.0	12.750	42	4.0	12.250	6	4.0	12.250	23	4.0	12.950	18	62.550	25
3	Sydney	Lee	London	L4	4.0	12.900	10	4.0	12.950	35	3.5	11.900	23	4.0	12.450	13	3.5	12.200	39	62.400	26
20	Sacha	Horne	Scotland	L4	4.0	12.750	23	4.0	13.200	15	4.0	11.200	38	4.0	12.300	21	4.0	12.900	24	62.350	27

2016 BG Club Grades 4321

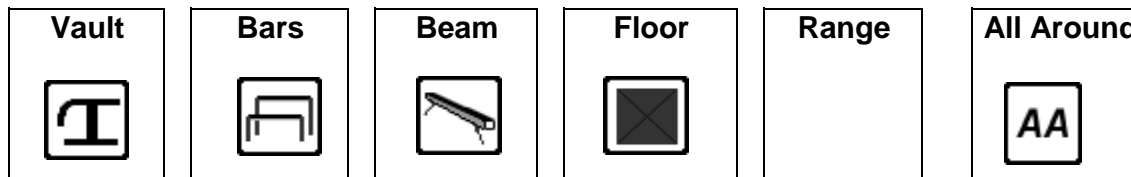
Women's Artistic



44	Shayla	Mansfield	Wales	L4	4.0	12.500	38 =	4.0	13.200	15 =	3.5	11.950	19 =	4.0	12.400	17 =	3.5	12.250	37 =	62.300	28	
207	Ruby-Mae	Hardstaff	East Midlands	L4	4.0	12.950	7 =	4.0	13.000	29 =	4.0	12.350	3 =	4.0	12.150	31 =	3.5	11.800	43	62.250	29	
14	Lily	Baker	East	L4	4.0	13.000	4 =	4.0	12.900	40 =	4.0	12.250	6 =	4.0	10.950	49	4.0	12.950	18 =	62.050	30	
28	Millie	Tyler	Yorkshire	L4	4.0	12.950	7 =	4.0	13.300	6 =	4.0	11.950	19 =	4.0	12.050	36 =	3.0	11.650	44	61.900	31	
35	Kate	Hobbs	South West	L4	4.0	12.500	38 =	4.0	12.900	40 =	4.0	11.600	31 =	4.0	11.500	47	4.0	13.250	5 =	61.750	32	
42	Isabel	Hill	Wales	L4	4.0	12.750	23 =	4.0	12.600	47	4.0	11.350	36	4.0	12.150	31 =	4.0	12.650	27 =	61.500	33 =	
11	Lucie	Thouvenin	West Midlands	L4	4.0	12.400	44 =	4.0	12.950	35 =	4.0	11.000	41 =	4.0	12.200	27 =	4.0	12.950	18 =	61.500	33 =	
24	Zoe	Wear	North	L4	4.0	12.900	10 =	4.0	13.150	20 =	4.0	11.050	40	4.0	12.350	18 =	4.0	12.000	41	61.450	35	
40	Sienna	Chantry-Jowett	South	L4	4.0	12.650	31 =	4.0	12.650	45 =	4.0	11.950	19 =	4.0	12.650	5 =	3.0	11.500	45	61.400	36	
27	Lucia	Margaix Martinez	Yorkshire	L4	4.0	12.900	10 =	4.0	13.100	22 =	4.0	12.150	12 =	3.0	11.200	48	3.5	11.900	42	61.250	37	
29	Alia	Disu	East Midlands	L4	4.0	11.800	50	4.0	12.700	44	4.0	12.050	16	4.0	12.200	27 =	3.5	12.300	35 =	61.050	38 =	
22	Lily	Neilson	North	L4	4.0	12.750	23 =	4.0	13.400	3 =	4.0	10.400	45	4.0	12.100	34 =	3.5	12.400	33 =	61.050	38 =	
47	Daisy	Miller	South East	L4	4.0	12.850	18 =	4.0	13.000	29 =	3.5	9.750	49	4.0	12.350	18 =	4.0	13.100	14	61.050	38 =	
39	Niamh	Hilton	South	L4	4.0	12.900	10 =	4.0	13.200	15 =	4.0	11.000	41 =	4.0	12.200	27 =	3.0	11.400	46	60.700	41	
18	Jennifer	Fearnley	Scotland	L4	4.0	12.700	29 =	4.0	13.300	6 =	3.5	9.800	48	3.5	11.850	44	4.0	12.600	29	60.250	42	
46	Caysie	Webb	South East	L4	4.0	12.400	44 =	4.0	13.100	22 =	3.5	10.550	44	4.0	11.900	42 =	3.5	12.150	40	60.100	43 =	
51	Sophia	Reid	I.O.M	L4	4.0	12.450	41 =	3.5	11.900	49	3.5	11.600	31 =	4.0	11.900	42 =	3.5	12.250	37 =	60.100	43 =	
16	Niamh	Gill-Ryan	East	L4	4.0	12.850	18 =	4.0	13.000	29 =	4.0	11.550	33	4.0	11.750	45	3.5	10.650	50	59.800	45 =	
49	Cody	Smith	I.O.M	L4	4.0	12.650	31 =	4.0	12.650	45 =	3.5	11.250	37	4.0	12.250	23 =	3.5	11.000	48	59.800	45 =	
31	Elsie	Millership	East Midlands	L4	4.0	12.450	41 =	4.0	13.050	26 =	4.0	9.050	50	4.0	12.100	34 =	4.0	12.650	27 =	59.300	47	
17	Bella	Ryce	Scotland	L4	4.0	12.350	47 =	4.0	13.000	29 =	4.0	10.750	43	4.0	11.650	46	2.5	10.900	49	58.650	48	
30	Amelia	Handy	East Midlands	L4	4.0	12.450	41 =	3.5	10.950	50	4.0	10.300	46	4.0	12.150	31 =	3.5	12.400	33 =	58.250	49	
26	Kate	Mckinlay	Yorkshire	L4	4.0	13.350	1	4.0	12.400	48	4.0	10.150	47	3.5	10.900	50	2.5	11.350	47	58.150	50	

2016 BG Club Grades 4321

Women's Artistic








L3

No	Name	Club	Comp	D	VT		D	UB		D	BB		D	FX		D	RC		AA		
61	Claudia	Garner	South	L3	4.0	13.200	2	4.0	13.300	2	4.0	12.450	1	4.0	12.800	3	4.0	13.600	1	65.350	1
96	Liliana	Moring	East	L3	4.0	13.100	5	4.0	12.900	22	4.0	12.200	5	4.0	12.900	1	4.0	13.200	9	64.300	2
95	Caitlin	Seaby	East	L3	4.0	12.550	41	4.0	13.500	1	4.0	11.750	10	4.0	12.650	7	4.0	13.600	1	64.050	3
62	Mya	Thomas-Osbourne	South	L3	4.0	13.000	14	4.0	13.150	4	4.0	11.350	21	4.0	12.850	2	4.0	13.500	3	63.850	4
101	Kelly	Wynne	Scotland	L3	4.0	13.100	5	4.0	13.100	10	4.0	12.250	4	4.0	12.750	4	4.0	12.450	34	63.650	5
93	Jessica	Owens	South West	L3	4.0	13.000	14	4.0	12.950	17	4.0	11.600	14	4.0	12.350	18	4.0	13.400	5	63.300	6
59	Jessica	Gadirova	London	L3	4.0	13.100	5	4.0	13.150	4	4.0	12.450	1	3.0	11.800	33	3.5	12.750	24	63.250	7
60	Emily	Shears	South	L3	4.0	12.500	44	4.0	12.900	22	4.0	12.050	7	4.0	12.350	18	4.0	13.300	7	63.100	8
58	Ella	Little	London	L3	4.0	13.100	5	4.0	12.750	35	4.0	11.150	27	4.0	12.750	4	4.0	13.350	6	63.100	8
67	Charlotte	Moralee	North	L3	4.0	12.950	17	4.0	12.850	29	4.0	11.750	10	4.0	12.250	21	4.0	13.250	8	63.050	10
74	Ruby-May	Allen	Wales	L3	4.0	12.500	44	4.0	12.200	42	4.0	12.200	5	4.0	12.700	6	4.0	13.450	4	63.050	10
57	Ami	O'Sullivan	London	L3	4.0	12.750	32	4.0	13.050	12	4.0	11.600	14	4.0	12.400	17	4.0	13.200	9	63.000	12
75	Emma	Routs	North West	L3	4.0	13.000	14	4.0	13.050	12	4.0	11.350	21	4.0	12.450	16	4.0	13.100	12	62.950	13
63	Sydney	Whittle	South	L3	4.0	12.700	35	4.0	13.150	4	4.0	12.350	3	4.0	12.500	11	3.5	12.050	47	62.750	14
84	Holly	Fox	West Midlands	L3	4.0	12.900	22	4.0	12.950	17	4.0	11.200	26	4.0	12.500	11	4.0	12.900	19	62.450	15
73	Imogen	Shaw-Davies	Wales	L3	4.0	12.950	17	4.0	13.000	15	3.5	11.300	24	4.0	12.050	27	4.0	13.100	12	62.400	16
85	Kelsie	Clohesy-Daly	West Midlands	L3	4.0	12.550	41	4.0	12.900	22	4.0	11.350	21	4.0	12.500	11	4.0	13.050	14	62.350	17
70	Laura	Nelson	North	L3	4.0	13.050	12	4.0	12.850	29	4.0	12.000	8	4.0	11.750	34	4.0	12.650	30	62.300	18
102	Lara	Storrie	Scotland	L3	4.0	12.900	22	4.0	13.150	4	4.0	11.550	17	4.0	11.950	29	4.0	12.700	27	62.250	19
97	Lily	Tranfield	East	L3	4.0	12.800	30	4.0	13.050	12	4.0	11.700	12	3.5	11.700	36	4.0	13.000	15	62.250	19
89	Lucy	Gunn	South East	L3	4.0	13.150	3	4.0	13.200	3	4.0	11.050	30	4.0	12.500	11	3.5	12.250	44	62.150	21
78	Phoebe	Lam	North West	L3	4.0	12.900	22	4.0	12.900	22	4.0	11.100	28	4.0	12.250	21	4.0	13.000	15	62.150	21
88	Jodie	Graves	South East	L3	4.0	12.500	44	4.0	12.850	29	4.0	11.900	9	4.0	12.100	24	3.5	12.700	27	62.050	23
71	Elle	Robinson	Wales	L3	4.0	13.050	12	4.0	13.150	4	4.0	11.100	28	4.0	12.000	28	4.0	12.700	27	62.000	24
92	Isabelle	Briat	South West	L3	4.0	12.850	27	4.0	12.900	22	4.0	11.650	13	3.5	11.550	38	4.0	12.900	19	61.850	25
72	Emma	Chandler	Wales	L3	4.0	12.500	44	4.0	12.950	17	4.0	10.650	35	4.0	12.600	9	4.0	13.000	15	61.700	26
98	Sasha	Cherry	East	L3	4.0	13.100	5	4.0	13.150	4	4.0	10.350	40	4.0	12.600	9	3.5	12.350	40	61.550	27
83	Amelia	Bourne	West Midlands	L3	4.0	12.700	35	4.0	12.950	17	4.0	11.250	25	4.0	12.100	24	3.5	12.350	40	61.350	28
99	Abbie	Nicholl	Scotland	L3	4.0	12.700	35	4.0	12.850	29	4.0	11.500	18	4.0	11.850	30	3.5	12.250	44	61.150	29

2016 BG Club Grades 4321

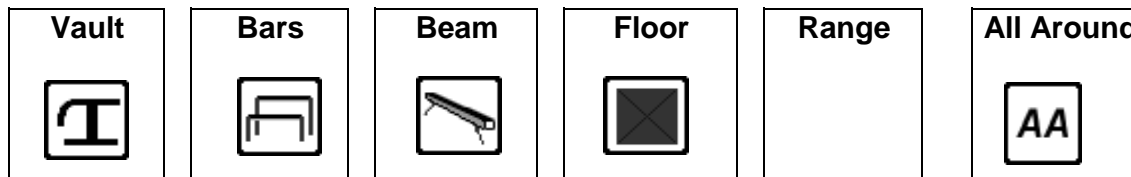
Women's Artistic

Vault 	Bars 	Beam 	Floor 	Range	All Around 
---	--	--	---	--------------	--

94	Violet	Browne	South West	L3	4.0	12.900	22 =	4.0	12.750	35 =	4.0	10.500	37 =	4.0	12.100	24 =	4.0	12.900	19 =	61.150	29 =	
69	Harriet	Gibson	North	L3	4.0	12.900	22 =	4.0	12.950	17 =	4.0	11.600	14 =	3.5	10.700	46 =	4.0	13.000	15 =	61.150	29 =	
86	Tori	Markham	West Midlands	L3	4.0	12.700	35 =	4.0	12.800	33 =	4.0	10.550	36 =	4.0	12.500	11 =	3.5	12.550	33 =	61.100	32 =	
87	Emily	Pearce	South East	L3	4.0	13.400	1 =	4.0	13.000	15 =	3.5	10.200	42 =	4.0	11.850	30 =	4.0	12.650	30 =	61.100	32 =	
91	Gracie	Gerrish	South West	L3	4.0	12.750	32 =	4.0	12.900	22 =	3.5	11.400	20 =	4.0	11.850	30 =	3.0	11.650	48 =	60.550	34 =	
100	Katie	Fulton	Scotland	L3	4.0	12.500	44 =	4.0	13.100	10 =	4.0	10.500	37 =	4.0	11.450	40 =	4.0	12.900	19 =	60.450	35 =	
53	Georgie	King	Yorkshire	L3	4.0	12.850	27 =	4.0	11.800	46 =	4.0	11.050	30 =	4.0	12.300	20 =	3.5	12.400	37 =	60.400	36 =	
76	Eryn	Sproston	North West	L3	4.0	12.550	41 =	4.0	12.900	22 =	4.0	10.150	43 =	4.0	12.200	23 =	4.0	12.600	32 =	60.400	36 =	
55	Saffron	Ellis	Yorkshire	L3	4.0	13.100	5 =	4.0	12.100	43 =	3.5	10.400	39 =	3.5	11.750	34 =	4.0	12.900	19 =	60.250	38 =	
81	Paris	Henshaw	East Midlands	L3	4.0	12.850	27 =	4.0	12.300	40 =	4.0	11.050	30 =	3.5	11.400	42 =	3.5	12.400	37 =	60.000	39 =	
54	Maisie	Taylor-Williams	Yorkshire	L3	4.0	13.100	5 =	4.0	12.550	38 =	4.0	10.700	34 =	3.5	11.050	45 =	4.0	12.450	34 =	59.850	40 =	
90	Rosie	Meindl	South East	L3	4.0	12.650	39 =	4.0	12.400	39 =	4.0	9.350	47 =	3.5	11.450	40 =	4.0	13.200	9 =	59.050	41 =	
82	Rhianna	Pyne	East Midlands	L3	4.0	12.950	17 =	4.0	12.750	35 =	3.5	9.350	47 =	3.5	11.300	43 =	3.5	12.250	44 =	58.600	42 =	
56	Amber	Payne	London	L3	4.0	12.500	44 =	4.0	12.000	45 =	4.0	11.000	33 =	3.0	10.050	48 =	3.5	12.450	34 =	58.000	43 =	
52	Ally	Booker	Yorkshire	L3	4.0	12.950	17 =	4.0	12.800	33 =	4.0	9.700	46 =	3.5	9.800	49 =	4.0	12.750	24 =	58.000	43 =	
66	Keeley	Shimmin	I.O.M	L3	4.0	12.750	32 =	3.5	11.400	47 =	4.0	10.300	41 =	3.5	10.700	46 =	4.0	12.400	37 =	57.550	45 =	
80	Daisy	Greaves	East Midlands	L3	4.0	12.800	30 =	4.0	12.100	43 =	4.0	8.250	50 =	4.0	11.600	37 =	4.0	12.300	42 =	57.050	46 =	
64	Grace	Roberts	I.O.M	L3	4.0	12.950	17 =	4.0	12.300	40 =	3.5	8.600	49 =	4.0	11.550	38 =	3.0	10.950	49 =	56.350	47 =	
77	Mia	Jones	North West	L3	4.0	13.150	3 =	2.5	3.750	49 =	4.0	11.450	19 =	4.0	12.650	7 =	4.0	12.750	24 =	53.750	48 =	
79	Bayley	Marston	East Midlands	L3	0.0	0.000	50 =	4.0	11.350	48 =	4.0	9.750	45 =	3.5	11.200	44 =	3.5	12.300	42 =	44.600	49 =	
68	Emily	Marsden	North	L3	4.0	12.650	39 =	0.0	0.000	50 =	4.0	9.850	44 =	3.5	9.750	50 =	0.0	0.000	50 =	32.250	50 =	

2016 BG Club Grades 4321

Women's Artistic

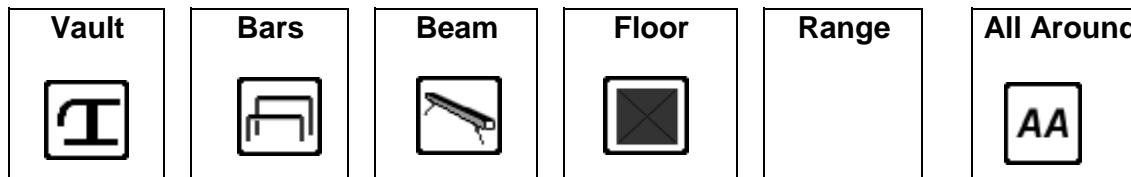


L2

No	Name	Club	Comp	D	VT		D	UB		D	BB		D	FX		D	RC		AA		
107	Jennifer	Gadirova	London	L2	4.0	12.900	4	4.0	13.050	2	4.0	13.200	1	4.0	13.200	1	4.0	13.400	1	65.750	1
128	Alice	Tall	East	L2	4.0	12.450	32 =	4.0	12.900	5 =	4.0	12.250	6 =	4.0	12.050	17 =	4.0	13.350	2	63.000	2
142	Ella	Davies	Wales	L2	4.0	12.650	14 =	4.0	12.950	4	4.0	12.100	10	4.0	12.450	3	3.5	12.550	21 =	62.700	3
141	Chloe	Weston	Wales	L2	4.0	12.600	18 =	4.0	11.800	36	4.0	12.700	2	4.0	12.300	9 =	4.0	13.150	5 =	62.550	4
140	Anya	Niven	Wales	L2	4.0	12.500	25 =	3.5	12.100	30 =	4.0	12.550	3	3.5	11.850	23 =	4.0	13.200	4	62.200	5
106	Phoebe	Jakubczyk	South West	L2	4.0	12.700	12 =	4.0	12.900	5 =	4.0	12.250	6 =	3.5	11.600	28 =	4.0	12.700	19 =	62.150	6
138	Scarlett	Tidy	South East	L2	4.0	12.650	14 =	4.0	12.350	21 =	4.0	12.000	11	4.0	12.300	9 =	4.0	12.700	19 =	62.000	7
130	Clara	Rimini	East	L2	4.0	12.500	25 =	4.0	12.700	9 =	4.0	11.700	15	4.0	12.050	17 =	4.0	13.000	10 =	61.950	8
103	Alice	Wintle	South West	L2	4.0	13.000	2	4.0	12.800	7 =	4.0	11.400	17 =	4.0	12.300	9 =	3.5	12.400	27 =	61.900	9
129	Amber	Penaliggon	East	L2	4.0	12.950	3	4.0	12.700	9 =	4.0	10.750	33	4.0	12.350	7 =	4.0	13.100	7 =	61.850	10
131	Lydia	Sellen	East	L2	4.0	12.750	8 =	4.0	12.650	12 =	4.0	11.250	22 =	4.0	12.100	16	4.0	12.900	14	61.650	11
152	Lucy	Worthington	I.O.M	L2	4.0	12.600	18 =	4.0	12.700	9 =	4.0	10.700	34	4.0	12.200	14 =	4.0	13.250	3	61.450	12
139	Shannon	Baker	South East	L2	4.0	12.700	12 =	4.0	12.050	32 =	4.0	11.900	12	4.0	12.250	12 =	4.0	12.500	23 =	61.400	13
105	Katie	Lily Jones	South West	L2	4.0	12.750	8 =	4.0	11.400	41 =	4.0	12.450	4	3.5	11.700	26 =	4.0	13.000	10 =	61.300	14
121	Saffron	Belfon	East Midlands	L2	4.0	12.450	32 =	4.0	11.950	35	4.0	12.300	5	4.0	12.200	14 =	4.0	12.300	29 =	61.200	15
117	Eleanor	Mills	North West	L2	4.0	12.650	14 =	4.0	12.500	17	4.0	11.500	16	4.0	11.450	34 =	4.0	13.050	9	61.150	16
114	Kristelle	De Leon	West Midlands	L2	4.0	12.100	43 =	4.0	12.400	19 =	4.0	12.250	6 =	3.5	11.900	20 =	3.5	12.400	27 =	61.050	17
143	Menna	Watkins	Wales	L2	4.0	12.300	39 =	4.0	12.800	7 =	4.0	11.350	20	3.5	11.600	28 =	4.0	12.850	15	60.900	18
111	Amber	Pemberton-Jandu	West Midlands	L2	4.0	12.150	41 =	4.0	12.600	14 =	4.0	12.250	6 =	4.0	12.400	4 =	3.5	11.400	42	60.800	19 =
145	Elisa	Bronzini	Yorkshire	L2	4.0	12.100	43 =	4.0	13.200	1	4.0	10.600	37	4.0	12.400	4 =	3.5	12.500	23 =	60.800	19 =
125	Mia	Perryment	South	L2	4.0	12.500	25 =	4.0	12.600	14 =	4.0	11.300	21	3.0	11.300	37	4.0	13.100	7 =	60.800	19 =
116	Beth	Giles	North West	L2	4.0	12.850	5 =	4.0	12.650	12 =	4.0	10.650	35 =	3.5	11.600	28 =	4.0	12.950	13	60.700	22
112	Anna	Thompson	West Midlands	L2	4.0	12.550	20 =	4.0	13.000	3	4.0	11.000	28	4.0	11.800	25	4.0	12.150	33 =	60.500	23 =
151	Yasmin	Lane	North	L2	4.0	12.750	8 =	4.0	12.350	21 =	4.0	11.200	24 =	4.0	11.900	20 =	4.0	12.300	29 =	60.500	23 =
136	Honesty	South	South East	L2	4.0	12.500	25 =	4.0	11.450	39 =	4.0	11.800	13	4.0	11.850	23 =	4.0	12.550	21 =	60.150	25
110	Molly	Mackenzie	London	L2	4.0	12.550	20 =	4.0	12.050	32 =	4.0	10.900	30 =	4.0	12.400	4 =	3.5	12.100	35	60.000	26 =
134	Olivia	Young	Scotland	L2	4.0	12.550	20 =	4.0	12.350	21 =	4.0	11.750	14	3.0	11.050	43 =	4.0	12.300	29 =	60.000	26 =
127	Summer	Yeates	South	L2	4.0	12.800	7	3.5	11.750	37	4.0	11.400	17 =	4.0	12.350	7 =	3.5	11.300	44	59.600	28
113	Isabella	Blackburn	West Midlands	L2	4.0	12.400	34 =	4.0	11.400	41 =	4.0	10.850	32	3.5	11.600	28 =	4.0	12.750	16 =	59.000	29
104	Ashonte	Bird	South West	L2	4.0	13.300	1	4.0	12.350	21 =	3.5	9.000	46	4.0	12.550	2	3.5	11.650	37	58.850	30
126	Poppy	Hanscomb	South	L2	4.0	12.000	45 =	4.0	12.150	28 =	4.0	11.050	27	3.5	11.250	38 =	3.5	12.250	32	58.700	31
144	Alisha	Bird	Yorkshire	L2	4.0	12.550	20 =	4.0	12.450	18	4.0	10.650	35 =	3.5	11.450	34 =	3.0	11.350	43	58.450	32
133	Lucia	Coggins	Scotland	L2	4.0	12.000	45 =	4.0	12.600	14 =	4.0	10.900	30 =	3.5	11.450	34 =	3.0	11.200	46	58.150	33

2016 BG Club Grades 4321

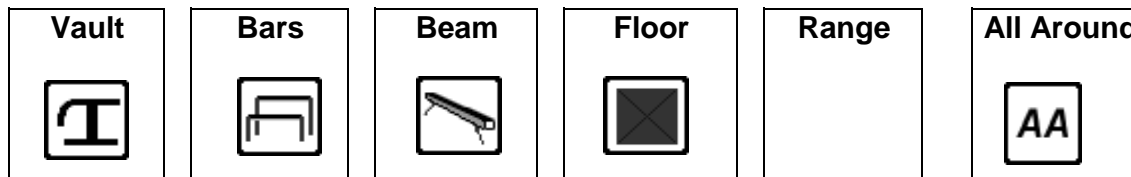
Women's Artistic



108	Juliana-Mya	Amede-Absolam	London	L2	4.0	12.300	39 =	4.0	12.250	25 =	4.0	11.200	24 =	3.5	11.200	41	3.0	10.900	47 =		57.850	34	
120	Mae	Wilkinson	East Midlands	L2	4.0	12.150	41 =	4.0	12.400	19 =	3.5	9.350	42	4.0	12.250	12 =	3.0	11.500	40		57.650	35	
150	Olivia	Austin	North	L2	4.0	12.650	14 =	4.0	11.450	39 =	3.5	9.050	43 =	3.5	11.700	26 =	4.0	12.750	16 =		57.600	36	
132	Daisy	Morby	Scotland	L2	4.0	12.500	25 =	4.0	12.150	28 =	4.0	11.400	17 =	3.5	11.150	42	2.5	10.300	49		57.500	37 =	
149	Maya	Taylor	North	L2	4.0	12.850	5 =	4.0	12.000	34	4.0	10.150	40	3.5	11.050	43 =	3.5	11.450	41		57.500	37 =	
148	Kayla	Devon	North	L2	4.0	12.500	25 =	4.0	10.650	44	4.0	11.250	22 =	4.0	11.950	19	3.5	10.900	47 =		57.250	39	
118	Olivia	Roy	North West	L2	4.0	12.350	37 =	4.0	12.100	30 =	4.0	9.050	43 =	4.0	11.900	20 =	3.5	11.750	36		57.150	40	
137	Poppy	Morrison	South East	L2	4.0	12.400	34 =	4.0	12.250	25 =	4.0	8.700	47	3.5	10.700	46	4.0	13.000	10 =		57.050	41	
109	Maria	Pereira	London	L2	4.0	12.000	45 =	3.5	10.500	45	4.0	10.350	38	4.0	11.500	33	4.0	12.150	33 =		56.500	42	
119	Caitlin	Woods	East Midlands	L2	4.0	11.850	49	4.0	11.700	38	4.0	11.200	24 =	3.5	9.950	47	3.5	11.600	38 =		56.300	43	
115	Alice	Mackinnon	North West	L2	4.0	12.750	8 =	4.0	8.550	48	4.0	9.900	41	3.5	11.550	32	4.0	13.150	5 =		55.900	44	
123	Skye	Fox	East Midlands	L2	4.0	12.550	20 =	2.5	9.400	46	4.0	10.950	29	4.0	10.950	45	3.5	11.600	38 =		55.450	45	
135	Scarlett	Thomson	Scotland	L2	4.0	12.400	34 =	3.0	7.200	49	4.0	10.250	39	3.5	11.250	38 =	4.0	12.750	16 =		53.850	46	
233	Niamh	Cameron	Yorkshire	L2	4.0	12.500	25 =	4.0	11.300	43	4.0	8.600	48	3.5	9.300	48	3.0	11.250	45		52.950	47 =	
124	Kiera-Lily	Rumley	South	L2	4.0	12.000	45 =	3.5	9.000	47	4.0	8.200	49	3.5	11.250	38 =	4.0	12.500	23 =		52.950	47 =	
146	Erin	Vallance	Yorkshire	L2	4.0	12.350	37 =	4.0	12.200	27	4.0	9.050	43 =	0.0	0.000	49 =	4.0	12.500	23 =		46.100	49	

2016 BG Club Grades 4321

Women's Artistic

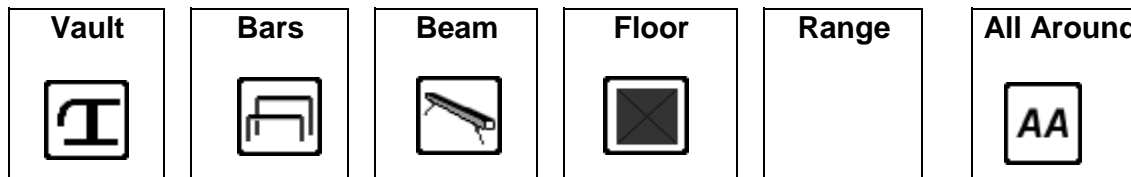


L1

No	Name	Club	Comp	D	VT		D	UB		D	BB		D	FX		D	RC		AA			
194	Sophie	Goodman	East	L1	4.0	12.800	3 =	4.0	12.250	11 =	4.0	12.500	1	4.0	12.750	3	4.0	13.300	6	63.600	1	
193	Maya	Grant	East	L1	4.0	12.800	3 =	4.0	12.850	2 =	4.0	11.450	10	4.0	12.850	2	4.0	13.450	2	63.400	2	
171	Lauren	Davey	Wales	L1	4.0	12.500	21 =	4.0	13.000	1	4.0	12.150	3	3.5	11.950	12 =	4.0	13.400	3	63.000	3	
172	Sioned	Thomas	Wales	L1	4.0	13.050	1	3.5	12.350	10	4.0	11.650	7 =	4.0	12.900	1	4.0	12.750	14	62.700	4	
189	Tulsi	Bevil	London	L1	4.0	12.600	13 =	4.0	12.100	17	4.0	12.000	4	4.0	12.100	8	4.0	12.850	12 =	61.650	5	
154	Emma	Adams	South West	L1	4.0	12.400	26 =	4.0	12.700	5	3.5	11.300	13	3.5	11.750	16	4.0	13.350	4 =	61.500	6	
179	Kira	Cosgrove	South	L1	4.0	12.350	30 =	3.5	12.250	11 =	4.0	12.400	2	3.0	10.950	31 =	4.0	13.350	4 =	61.300	7	
176	Jessica	Healy-Jacques	Yorkshire	L1	4.0	12.700	9	4.0	12.250	11 =	4.0	11.700	6	3.5	11.700	17	3.5	12.450	20 =	60.800	8	
153	Ellie	Burgess	South West	L1	4.0	12.450	24 =	4.0	12.800	4	3.5	11.350	12	3.5	11.550	20 =	4.0	12.300	27	60.450	9	
170	Jessica-Ray	Irvine	Wales	L1	4.0	12.450	24 =	4.0	11.900	21	3.5	11.550	9	3.5	12.050	9	4.0	12.400	22 =	60.350	10	
192	Emma	Hill	East	L1	4.0	12.650	10 =	4.0	11.300	29	3.5	10.750	17	4.0	12.000	10 =	4.0	13.500	1	60.200	11	
175	Hannah	Cowell-Jones	Yorkshire	L1	4.0	12.600	13 =	4.0	12.250	11 =	4.0	11.650	7 =	3.0	11.200	28	4.0	12.400	22 =	60.100	12	
174	Nina	Deery	Yorkshire	L1	4.0	12.800	3 =	4.0	12.400	8 =	4.0	10.250	25	3.5	11.550	20 =	4.0	12.500	19	59.500	13	
155	Jaime	Wall	South West	L1	4.0	12.600	13 =	4.0	12.850	2 =	3.5	9.850	27	3.5	11.900	14	4.0	12.150	31	59.350	14	
164	Naomi	Wright	East Midlands	L1	4.0	12.400	26 =	4.0	11.600	23	4.0	11.750	5	3.5	11.500	22	3.5	11.850	32	59.100	15	
159	Grace	Miller	South East	L1	4.0	12.250	34 =	4.0	11.950	20	3.5	10.950	14 =	3.5	11.600	19	4.0	12.200	30	58.950	16	
191	Eleanor	Hayward	East	L1	4.0	12.200	37	3.0	10.750	36	3.5	10.700	18	4.0	12.300	4	4.0	12.600	17 =	58.550	17	
177	Emily	Sly	South	L1	4.0	12.750	7 =	3.5	11.400	28	3.5	10.350	23 =	3.5	11.400	23	4.0	12.600	17 =	58.500	18	
165	Holly	Hixon	Scotland	L1	4.0	12.600	13 =	4.0	12.400	8 =	4.0	10.950	14 =	4.0	12.200	7	3.0	10.150	42	58.300	19	
190	Olivia	Hanby	London	L1	4.0	12.500	21 =	4.0	12.150	16	3.5	9.600	28 =	4.0	11.650	18	4.0	12.350	24 =	58.250	20	
173	Ellie	Clark	Yorkshire	L1	4.0	12.400	26 =	4.0	11.450	27	3.5	10.600	19 =	3.5	10.850	33	4.0	12.900	10 =	58.200	21	
160	Scarlett	Cherry	South East	L1	4.0	11.600	43	4.0	12.450	7	3.5	10.450	21	3.0	9.850	38	4.0	13.050	8 =	57.400	22	
187	Abbie	Sparrowhawk	London	L1	4.0	11.950	41	3.5	11.100	34	4.0	11.400	11	4.0	11.250	25 =	4.0	11.600	33 =	57.300	23	
158	Faith	Wilks	South East	L1	4.0	12.300	33	3.5	11.150	31 =	4.0	10.850	16	3.5	10.200	35 =	4.0	12.650	16	57.150	24 =	

2016 BG Club Grades 4321

Women's Artistic



185	Chloe	Donnelly	I.O.M	L1	4.0	12.900	2	3.5	9.950	38	4.0	9.450	31	3.5	12.000	10	4.0	12.850	12	57.150	24
161	Courtney	Wood	East Midlands	L1	4.0	12.750	7	3.5	10.850	35	4.0	9.900	26	4.0	11.950	12	3.5	11.300	37	56.750	26
157	Anna	Bradescu	South East	L1	4.0	12.100	38	4.0	10.650	37	3.5	10.400	22	3.5	11.100	30	4.0	12.450	20	56.700	27
198	Lindsey	Achterberg	North West	L1	4.0	12.600	13	3.5	9.300	40	4.0	10.350	23	4.0	11.250	25	4.0	13.100	7	56.600	28
169	Beth	Munro-Morris	Wales	L1	4.0	12.550	19	4.0	12.250	11	3.0	9.600	28	3.5	9.650	40	4.0	12.250	28	56.300	29
195	Charlotte	Johnson	North West	L1	4.0	12.600	13	4.0	12.000	19	3.5	9.300	33	3.5	11.150	29	3.5	10.650	40	55.700	30
197	Francesca	Lee	North West	L1	4.0	12.350	30	3.5	9.750	39	3.0	8.500	35	4.0	12.250	5	4.0	12.700	15	55.550	31
162	Isabel	Hackett	East Midlands	L1	4.0	12.550	19	4.0	11.150	31	3.5	9.350	32	3.5	11.300	24	3.5	10.450	41	54.800	32
181	Bethany	Maitland	West Midlands	L1	4.0	11.850	42	4.0	11.850	22	4.0	8.350	38	3.5	9.650	40	4.0	13.050	8	54.750	33
182	Ellie	Zanin	West Midlands	L1	4.0	12.500	21	4.0	11.550	24	4.0	10.600	19	3.0	10.200	35	3.0	9.800	44	54.650	34
168	Leandra	Gray	Scotland	L1	4.0	12.050	40	3.5	11.150	31	3.5	8.100	40	3.5	10.400	34	4.0	12.350	24	54.050	35
184	Laura	Doak	West Midlands	L1	4.0	12.350	30	3.5	11.250	30	3.5	9.300	33	2.5	8.550	44	4.0	12.350	24	53.800	36
196	Elizabeth	Williams	North West	L1	4.0	12.650	10	3.5	8.150	43	3.0	8.400	37	4.0	11.850	15	4.0	12.250	28	53.300	37
167	Leah	Reid	Scotland	L1	4.0	12.250	34	4.0	11.500	26	3.5	8.150	39	3.0	9.800	39	4.0	10.900	38	52.600	38
156	Nicole	Parsons	South West	L1	4.0	12.650	10	4.0	12.600	6	1.5	1.500	44	4.0	12.250	5	4.0	12.900	10	51.900	39
180	Tiger	Weidner	South	L1	0.0	11.150	44	2.5	8.250	42	3.5	9.550	30	3.0	10.950	31	3.5	11.600	33	51.500	40
166	Joanne	Lowe	Scotland	L1	4.0	12.800	3	4.0	11.550	24	3.0	7.600	41	3.0	9.350	42	3.5	10.100	43	51.400	41
178	Isabelle	Prinsep	South	L1	4.0	12.100	38	3.0	9.150	41	2.5	6.950	42	3.5	11.250	25	3.5	11.400	36	50.850	42
163	Mia	Winterburn	East Midlands	L1	4.0	12.400	26	3.0	7.950	44	3.5	8.500	35	2.0	9.900	37	3.5	11.550	35	50.300	43
183	Isobel	James	West Midlands	L1	4.0	12.250	34	4.0	12.050	18	3.5	4.550	43	2.5	8.800	43	3.5	10.750	39	48.400	44