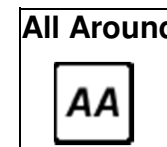
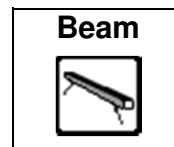
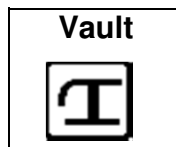


2015 NW Individual June Women's Artistic



Nov-12

No	Name	Club	Comp	D	VT		D	UB		D	BB		D	FX		AA		
61	Aimee	Hazelgrove	Middleton	Nov-12	3.0	11.700	1	3.0	10.400	3	3.6	11.600	2	3.7	11.267	3	44.967	1
66	Mia	Ferry	Vernon Park	Nov-12	3.0	11.567	4	3.1	10.300	7	3.5	11.550	4	3.6	11.300	2	44.717	2
67	Emma	Cummings	Rochdale	Nov-12	3.0	11.333	9	3.1	11.000	1	3.4	10.850	10	3.5	11.133	5	44.316	3
74	Mollie	Benson	Warrington	Nov-12	3.0	11.600	2	3.0	10.100	10	3.3	11.600	2	3.5	10.867	10	44.167	4
68	Mia	Linaker-Walsh	Rochdale	Nov-12	2.4	11.233	11	2.9	10.550	2	3.0	11.050	8	3.6	10.633	12	43.466	5
69	Scarlett	Parnell	CMIG	Nov-12	2.4	10.733	14	2.9	10.350	5	3.4	11.650	1	3.3	10.700	11	43.433	6
65	Holly	Naylor	Tameside	Nov-12	3.0	11.300	10	2.9	10.350	5	2.8	10.200	12	3.5	11.567	1	43.417	7
70	Natalie	Shores	Appley Bridge	Nov-12	3.0	11.433	6	2.9	10.300	7	3.3	11.200	5	3.5	10.433	15	43.366	8
75	Alicia	Wright	The Wire	Nov-12	3.0	11.067	13	2.9	9.850	11	3.3	11.100	6	3.3	10.933	9	42.950	9
76	Bethany	Richman	Southport	Nov-12	3.0	11.167	12	2.9	10.250	9	3.5	10.100	13	3.5	11.200	4	42.717	10
62	Beth	Dryzmala	Middleton	Nov-12	3.0	11.533	5	2.9	10.400	3	3.7	10.300	11	3.5	10.100	16	42.333	11
63	Millie	Fuller	Middleton	Nov-12	3.0	11.367	7	2.9	8.700	16	2.9	10.950	9	3.6	10.967	6	41.984	12
71	Simone	Fairbrother	Appley Bridge	Nov-12	3.0	11.367	7	2.4	9.700	12	3.0	9.950	14	3.5	10.967	6	41.984	12
235	Lucy	Baxter	Neston	Nov-12	3.0	11.600	2	2.9	9.700	12	3.1	9.550	15	3.3	10.600	13	41.450	14
73	Jessica	Calvert	Appley Bridge	Nov-12	2.4	10.500	16	2.4	8.750	15	3.0	11.100	6	3.3	10.600	13	40.950	15
72	Bethany	Ravenscroft	Appley Bridge	Nov-12	2.4	10.567	15	2.4	9.600	14	2.5	9.350	16	3.4	10.967	6	40.484	16

Pre-12

No	Name	Club	Comp	D	VT		D	UB		D	BB		D	FX		AA		
85	Hannah	Barker	Vernon Park	Pre-12	2.4	11.333	1	2.9	10.500	3	2.6	9.450	2	3.2	11.000	1	42.283	1
84	Imogen	Bayman	Vernon Park	Pre-12	2.4	10.467	4	2.7	9.600	4	2.5	10.800	1	3.2	10.300	3	41.167	2
86	Savanna	Turner	Rochdale	Pre-12	2.4	10.967	2	2.9	10.700	1	2.9	8.750	3	3.2	10.400	2	40.817	3
87	Georgia	Barrett	Rochdale	Pre-12	2.4	10.900	3	2.9	10.650	2	2.5	8.000	4	3.3	9.450	4	39.000	4

Pre-13+

No	Name	Club	Comp	D	VT		D	UB		D	BB		D	FX		AA		
82	Leonie	Barton	Tameside	Pre-13+	2.4	11.200	2	2.9	10.550	1	3.0	11.050	1	3.3	11.000	2	43.800	1
81	Ellie	Tierney	Liverpool	Pre-13+	2.4	11.300	1	2.8	10.550	1	3.1	8.800	6	3.2	11.600	1	42.250	2
80	Libby	Wilson	Middleton	Pre-13+	2.4	11.100	4	2.9	9.850	4	2.7	10.650	2	3.3	10.100	6	41.700	3
83	Florence	Baker Masters	Vernon Park	Pre-13+	2.4	10.933	6	2.9	10.500	3	2.7	9.100	5	3.3	10.550	3	41.083	4
78	Sophia	Cimelli	Penketh	Pre-13+	2.4	10.800	7	2.9	9.650	5	2.7	9.550	4	3.3	10.550	3	40.550	5
79	Lucy	Heaton	Penketh	Pre-13+	2.4	11.100	4	2.9	9.550	6	2.3	6.150	7	3.2	9.600	7	36.400	6
238	Jess	King	Neston	Pre-13+	2.4	11.133	3	0.0	0.000	7	3.1	10.550	3	3.3	10.500	5	32.183	7