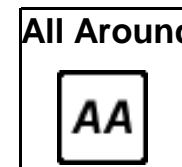

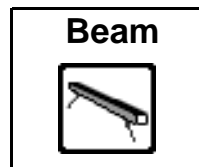
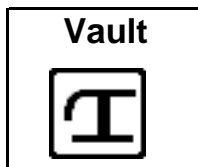


# 2017 NW Nat-Comp Mar

## Women's Artistic



Comp5

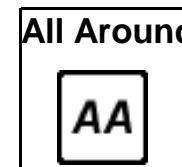

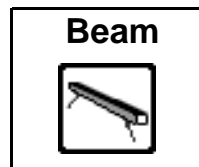
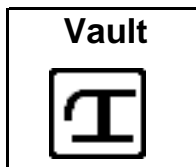
No	Name	Club	Comp	D	VT		D	UB		D	BB		D	FX		D	RC		AA		
74	Emily	Wilson	City of Preston	Comp5	4.0	12.850	4	4.0	13.850	3 =	4.0	12.200	2	4.0	12.400	4 =	4.0	13.300	2	64.600	1
75	Jayla	Stocks	City of Preston	Comp5	4.0	13.150	1	4.0	12.600	8	4.0	12.450	1	4.0	12.800	2	4.0	13.550	1	64.550	2
73	Mariella	Mapstone	City of Preston	Comp5	4.0	13.000	2 =	4.0	14.150	2	4.0	10.850	8	4.0	12.900	1	4.0	12.500	3	63.400	3
76	Charlotte	Barry	Sandbach	Comp5	4.0	12.700	7 =	4.0	13.750	5	4.0	11.900	3	4.0	12.350	7	4.0	11.750	5 =	62.450	4
81	Mariama	Kanteh	City of Liverpool	Comp5	4.0	12.600	10	4.0	14.200	1	3.5	11.700	6	4.0	12.600	3	4.0	11.250	8 =	62.350	5
82	Scarlett	Taylor-Fury	City of Liverpool	Comp5	4.0	12.750	6	4.0	13.850	3 =	3.5	11.350	7	4.0	12.400	4 =	4.0	11.000	11	61.350	6
84	Lauren	Savage	SA Gymnastics	Comp5	4.0	12.800	5	4.0	12.750	7	4.0	11.800	5	4.0	12.150	9	4.0	11.450	7	60.950	7
80	Mia	Hampton	Warrington	Comp5	4.0	13.000	2 =	4.0	13.150	6	3.5	10.050	11	4.0	12.400	4 =	4.0	11.250	8 =	59.850	8
83	Lauren	Johnson	The Wire	Comp5	4.0	12.350	12	4.0	12.450	9	3.5	10.700	9	3.5	11.000	12	4.0	11.750	5 =	58.250	9
79	Charlie	Berry	Warrington	Comp5	4.0	12.450	11	3.5	10.050	11	3.5	11.850	4	4.0	11.800	11	4.0	11.200	10	57.350	10
77	Faye	Darwen	Appley Bridge	Comp5	4.0	12.650	9	4.0	9.100	12	3.5	10.350	10	4.0	12.050	10	4.0	12.100	4	56.250	11
78	Darcy	Ainscough	Appley Bridge	Comp5	4.0	12.700	7 =	4.0	11.100	10	3.0	9.050	12	4.0	12.200	8	4.0	10.550	12	55.600	12

Comp1

No	Name	Club	Comp	D	VT		D	UB		D	BB		D	FX		D	RC		AA		
87	Lauren	Sims	City of Liverpool	Comp1	3.3	11.800	3	4.0	10.400	2	4.0	12.400	1	3.5	11.750	1	4.0	12.100	4	58.450	1
86	Nikita	Peprah	Appley Bridge	Comp1	3.5	11.950	2	4.0	10.350	3	4.0	11.050	3	3.0	10.600	2	4.0	12.450	2	56.400	2
88	Amber	Grieg	City of Manchester	Comp1	3.3	11.350	4	4.0	11.300	1	4.0	11.150	2	3.0	8.650	4	4.0	12.200	3	54.650	3 =
85	Abby	Meadow	Appley Bridge	Comp1	3.5	12.050	1	4.0	9.450	4	4.0	10.500	4	3.0	10.100	3	4.0	12.550	1	54.650	3 =

# 2017 NW Nat-Comp Mar

## Women's Artistic



Comp4

No	Name	Club	Comp	D	VT		D	UB		D	BB		D	FX		D	RC		AA		
94	Gemma	Vescovi	City of Preston	Comp4	4.0	12.500	5 =	4.0	12.300	5	4.0	12.450	1	4.0	12.650	1	4.0	12.300	1	62.200	1
90	Cherry	Passmore	Appley Bridge	Comp4	4.0	12.350	8	4.0	12.850	4	4.0	11.250	6 =	4.0	12.050	3 =	4.0	12.200	2	60.700	2
112	Nikita	Peers	The Wire	Comp4	4.0	12.650	2	4.0	13.400	1	4.0	11.750	5	4.0	11.250	8 =	4.0	11.250	4	60.300	3
111	Annabel	Carling	Sparks	Comp4	4.0	12.850	1	4.0	13.100	3	4.0	12.050	3	4.0	11.800	6	4.0	10.000	8	59.800	4
93	Fionnuala	O'Donnell	Warrington	Comp4	4.0	12.600	3	4.0	13.200	2	4.0	11.800	4	4.0	12.350	2	4.0	9.800	9	59.750	5
113	Ava	Hodson	SA Gymnastics	Comp4	4.0	12.500	5 =	4.0	11.450	8	4.0	12.350	2	3.5	11.950	5	4.0	11.300	3	59.550	6
114	Ruby	Gregg	SA Gymnastics	Comp4	4.0	12.200	9	4.0	11.150	10	4.0	11.250	6 =	4.0	12.050	3 =	4.0	10.650	6	57.300	7
110	Francesca	Santus	City of Liverpool	Comp4	4.0	11.500	10	4.0	11.400	9	4.0	10.050	8	4.0	11.450	7	4.0	10.750	5	55.150	8
89	Amber	Meadow	Appley Bridge	Comp4	4.0	12.550	4	4.0	12.100	7	3.0	8.250	9	4.0	11.250	8 =	4.0	9.750	10	53.900	9
91	Emilia	Pierce	Appley Bridge	Comp4	4.0	12.400	7	4.0	12.200	6	3.0	7.250	10	4.0	11.000	10	4.0	10.050	7	52.900	10

Comp3

No	Name	Club	Comp	D	VT		D	UB		D	BB		D	FX		D	RC		AA		
101	Grace	Dickinson	City of Preston	Comp3	4.0	12.700	6 =	4.0	13.200	1	4.0	10.350	7	3.5	12.400	2	4.0	13.000	1 =	61.650	1
100	Aimee	Glenn	City of Preston	Comp3	4.0	12.850	2	3.0	11.700	8	4.0	11.700	2	3.5	11.700	5	4.0	13.000	1 =	60.950	2
105	Mabelle	Dawson	SA Gymnastics	Comp3	4.0	12.700	6 =	4.0	11.950	7	4.0	12.950	1	3.5	11.650	6	4.0	11.300	4	60.550	3
103	Olivia	Harper	Warrington	Comp3	4.0	12.750	5	4.0	13.000	3	4.0	11.350	3	3.5	11.900	4	4.0	11.000	5	60.000	4
104	Tiffany	Pilnikova	City of Manchester	Comp3	4.0	12.550	10	4.0	13.050	2	3.7	11.150	4	3.0	10.800	10	4.0	11.600	3	59.150	5
109	Zoe	Prescott	City of Liverpool	Comp3	4.0	12.900	1	4.0	12.750	5	4.0	10.950	5	4.0	12.350	3	4.0	8.800	10	57.750	6
107	Lexi	Wood	City of Liverpool	Comp3	4.0	12.800	3 =	4.0	12.900	4	3.7	9.350	9	3.5	11.400	9	4.0	10.800	6	57.250	7
102	Millie	McGuire	Tameside	Comp3	4.0	12.700	6 =	4.0	10.900	9	4.0	10.300	8	4.0	12.450	1	4.0	10.500	8	56.850	8
106	Lara	Speers	City of Liverpool	Comp3	4.0	12.800	3 =	4.0	12.050	6	4.0	8.300	10	3.5	11.600	7	4.0	10.700	7	55.450	9
108	Ruby	Coleman	City of Liverpool	Comp3	4.0	12.700	6 =	4.0	9.750	10	4.0	10.450	6	3.5	11.500	8	4.0	10.350	9	54.750	10

Comp2

No	Name	Club	Comp	D	VT		D	UB		D	BB		D	FX		D	RC		AA		
98	Ayesha	Abdullahi	Appley Bridge	Comp2	4.0	13.700	1	4.0	12.400	2	4.0	12.550	1	4.0	13.050	1	4.0	13.600	1	65.300	1
96	Renee	Pullin	City of Manchester	Comp2	4.0	13.650	2	4.0	12.850	1	4.0	12.300	2 =	4.0	12.550	3	4.0	12.350	3	63.700	2
95	Hattie	Moat	City of Manchester	Comp2	4.0	12.600	4	4.0	11.700	3	4.0	12.300	2 =	4.0	12.600	2	4.0	13.250	2	62.450	3
99	Ruby	Doherty	The Wire	Comp2	4.0	12.550	5	3.0	11.300	4	4.0	10.200	4	4.0	12.350	4	4.0	11.950	4	58.350	4
97	Macy	Drennan	SA Gymnastics	Comp2	4.0	12.750	3	3.0	10.650	5	4.0	10.000	5	4.0	11.900	5	4.0	11.050	5	56.350	5