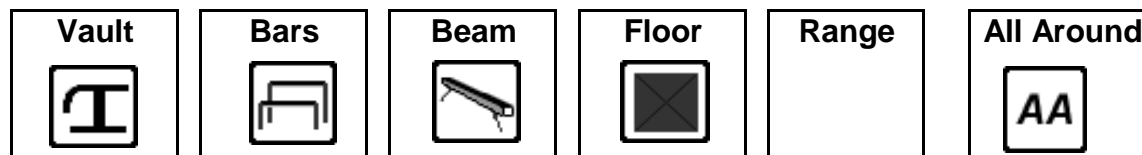


2017 BG Compulsory L4321

Women's Artistic

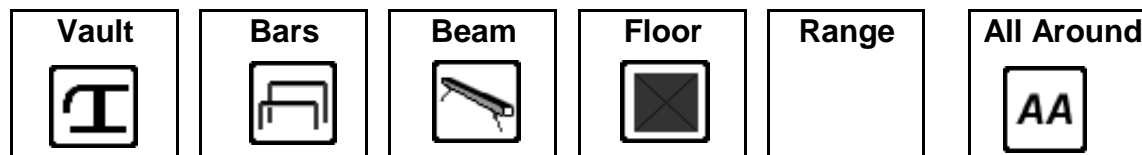


Comp L4

No	Name	Region	Team	Comp	D	VT		D	UB		D	BB		D	FX		D	RC		AA		
50	Shamiso	Ndoro	London	L4-London	Comp L4	4.0	13.850	1 =	4.0	13.350	1 =	4.0	11.850	23 =	4.0	12.350	5 =	4.0	12.250	1 =	63.650	1 =
31	Sonia	Runcianu	South	L4-South	Comp L4	4.0	13.700	3 =	4.0	12.300	24 =	4.0	12.100	13 =	4.0	12.450	4 =	4.0	11.900	4 =	62.450	2 =
29	Amelie	Bowles	South	L4-South	Comp L4	4.0	13.850	1 =	4.0	13.050	2 =	4.0	12.300	6 =	3.5	11.750	25 =	4.0	11.350	19 =	62.300	3 =
49	Rielle	Sutherland	London	L4-London	Comp L4	4.0	13.050	9 =	4.0	12.800	3 =	4.0	11.800	25 =	4.0	12.350	5 =	4.0	12.200	2 =	62.200	4 =
7	Laura	Szabo	West Midlands	L4-West Midlands	Comp L4	4.0	12.950	13 =	4.0	12.500	15 =	4.0	12.600	1 =	4.0	12.150	13 =	4.0	11.900	4 =	62.100	5 =
25	Grace	Wardley	East	L4-East	Comp L4	4.0	12.900	14 =	4.0	12.650	7 =	4.0	12.350	3 =	4.0	12.350	5 =	4.0	11.650	8 =	61.900	6 =
28	Alica	Takanami Baker	South	L4-South	Comp L4	4.0	13.000	11 =	4.0	12.600	10 =	4.0	12.350	3 =	4.0	12.350	5 =	4.0	11.400	14 =	61.700	7 =
23	Ellen	May Symonds	East	L4-East	Comp L4	4.0	13.550	4 =	4.0	12.600	10 =	4.0	12.150	12 =	3.5	11.550	33 =	4.0	11.200	26 =	61.050	8 =
24	Ellie	Cornforth	East	L4-East	Comp L4	4.0	12.550	27 =	4.0	12.300	24 =	4.0	12.200	10 =	4.0	12.550	2 =	4.0	11.400	14 =	61.000	9 =
16	Alexa	Evans	South West	L4-South West	Comp L4	4.0	12.800	18 =	4.0	12.650	7 =	4.0	12.050	14 =	4.0	11.900	18 =	4.0	11.550	11 =	60.950	10 =
6	Elizabeth	Kokorevica	West Midlands	L4-West Midlands	Comp L4	4.0	12.400	37 =	4.0	11.700	41 =	4.0	12.550	2 =	4.0	12.550	2 =	4.0	11.650	8 =	60.850	11 =
36	Scarlett	Lin Chunqin	Wales	L4-Wales	Comp L4	4.0	13.100	7 =	4.0	12.550	13 =	4.0	11.600	29 =	4.0	12.850	1 =	4.0	10.550	37 =	60.650	12 =
40	Madison	Childress	South East	L4-South East	Comp L4	4.0	12.200	46 =	4.0	12.600	10 =	4.0	12.300	3 =	4.0	11.850	21 =	4.0	11.400	14 =	60.350	13 =
37	Chelsea	Ervin	South East	L4-South East	Comp L4	4.0	12.900	14 =	4.0	12.650	7 =	4.0	12.250	8 =	4.0	12.150	13 =	4.0	10.350	40 =	60.300	14 =
5	Emily	Croll	Pinewood		Comp L4	4.0	12.550	27 =	4.0	12.300	24 =	4.0	12.000	16 =	4.0	11.700	27 =	4.0	11.750	7 =	60.300	14 =
33	Ella	De Vera	Wales	L4-Wales	Comp L4	4.0	12.800	18 =	4.0	11.750	39 =	4.0	11.450	35 =	4.0	12.300	9 =	4.0	11.900	4 =	60.200	16 =
12	Gemma	Vescovi	North West	L4-North West	Comp L4	4.0	12.500	30 =	4.0	12.100	32 =	4.0	11.650	28 =	4.0	11.900	18 =	4.0	12.050	3 =	60.200	16 =
43	Bethany	Rayment	East Midlands	L4-East Midlands	Comp L4	4.0	12.600	23 =	4.0	12.750	4 =	4.0	11.600	29 =	4.0	11.850	21 =	4.0	11.300	20 =	60.100	18 =
14	Fionnuala	Odonnell	Warrington		Comp L4	4.0	12.450	34 =	4.0	12.350	22 =	4.0	12.200	10 =	4.0	11.500	36 =	4.0	11.600	10 =	60.100	18 =
22	Farah	Rothwell	Woking		Comp L4	4.0	12.550	27 =	4.0	12.750	4 =	4.0	12.050	14 =	3.5	11.550	33 =	4.0	11.000	29 =	59.900	20 =
34	Francesca	Braunerova	Wales	L4-Wales	Comp L4	4.0	13.300	6 =	4.0	12.700	6 =	4.0	11.800	25 =	3.0	11.050	44 =	4.0	10.900	31 =	59.750	21 =
11	Cherry	Passmore	North West	L4-North West	Comp L4	4.0	12.350	40 =	4.0	12.000	35 =	4.0	12.350	3 =	4.0	11.750	25 =	4.0	11.250	22 =	59.700	22 =
30	Isabella	Picotto	South	L4-South	Comp L4	4.0	12.850	17 =	4.0	12.250	28 =	4.0	11.850	23 =	3.5	11.400	37 =	4.0	11.300	20 =	59.650	23 =
53	Emily	Shearer	Scotland	L4-Scotland	Comp L4	4.0	12.300	43 =	4.0	12.500	15 =	4.0	11.150	43 =	4.0	12.150	13 =	4.0	11.450	12 =	59.550	24 =
39	Isla	Paul	South East	L4-South East	Comp L4	4.0	12.400	37 =	4.0	12.200	30 =	4.0	12.250	8 =	4.0	12.200	12 =	4.0	10.150	42 =	59.200	25 =
46	Ava	Hodson	SA		Comp L4	4.0	12.300	43 =	4.0	12.200	30 =	4.0	11.800	25 =	4.0	11.700	27 =	4.0	11.200	26 =	59.200	25 =
42	Anashe	Rugoyi	East Midlands	L4-East Midlands	Comp L4	4.0	12.500	30 =	4.0	12.500	15 =	4.0	11.300	38 =	4.0	11.650	29 =	4.0	11.250	22 =	59.200	25 =
18	Poppy	Edwards	South West	L4-South West	Comp L4	4.0	12.600	23 =	4.0	12.300	24 =	4.0	11.250	41 =	4.0	11.650	29 =	4.0	11.250	22 =	59.050	28 =
9	Ruby	Robinson	West Midlands	L4-West Midlands	Comp L4	4.0	13.050	9 =	4.0	11.550	44 =	3.5	11.550	32 =	4.0	12.300	9 =	4.0	10.550	37 =	59.000	29 =
13	Nikita	Peers	North West	L4-North West	Comp L4	4.0	12.450	34 =	4.0	12.550	13 =	4.0	11.900	20 =	3.5	10.950	47 =	4.0	11.000	29 =	58.850	30 =
51	Ava	Macfarlane	Scotland	L4-Scotland	Comp L4	4.0	12.500	30 =	4.0	12.400	19 =	4.0	11.550	32 =	4.0	11.550	33 =	4.0	10.800	34 =	58.800	31 =
206	Hayley	Walker	Wales	L4-Wales	Comp L4	4.0	13.000	11 =	4.0	12.350	22 =	4.0	11.950	18 =	3.5	11.300	39 =	4.0	10.150	42 =	58.750	32 =
48	Gracie	Easom	London	L4-London	Comp L4	4.0	12.600	23 =	3.0	10.650	50 =	4.0	11.900	20 =	4.0	12.100	17 =	4.0	11.400	14 =	58.650	33 =
38	Ema	Kandalova	South East	L4-South East	Comp L4	4.0	12.900	14 =	4.0	12.400	19 =	4.0	11.950	18 =	3.0	11.000	46 =	4.0	10.300	41 =	58.550	34 =
15	Abigail	Martin	South West	L4-South West	Comp L4	4.0	12.750	20 =	4.0	11.350	46 =	4.0	11.300	38 =	4.0	11.850	21 =	4.0	10.900	31 =	58.150	35 =

2017 BG Compulsory L4321


Women's Artistic



8	Lina	Tounsi	West Midlands	L4-West Midlands	Comp L4	4.0	12.350	40 =	4.0	12.050	33 =	4.0	10.850	45	4.0	12.150	13 =	4.0	10.600	36	58.000	36
26	Madeline	Swan	East	L4-East	Comp L4	4.0	12.500	30 =	4.0	12.250	28 =	4.0	9.950	52	4.0	11.650	29 =	4.0	11.400	14 =	57.750	37 =
17	Maya	Jakubowski	South West	L4-South West	Comp L4	4.0	12.450	34 =	4.0	11.750	39 =	4.0	10.800	46	4.0	11.300	39 =	4.0	11.450	12 =	57.750	37 =
4	Brooke	Stocker	Horsham		Comp L4	4.0	12.250	45	4.0	12.450	18	2.5	10.200	51	4.0	11.900	18 =	4.0	10.650	35	57.450	39
21	Stacey	Mapara	Woking		Comp L4	4.0	12.200	46 =	4.0	11.650	42 =	4.0	11.250	41 =	3.5	11.100	42 =	4.0	11.200	26 =	57.400	40
54	Phoebe	Cameron	Scotland	L4-Scotland	Comp L4	4.0	12.600	23 =	4.0	12.050	33 =	4.0	12.000	16 =	4.0	11.850	21 =	4.0	8.800	50	57.300	41 =
41	Tabitha	Lees	Horsham		Comp L4	4.0	12.700	22	3.5	11.550	44 =	4.0	10.450	49	3.5	11.350	38	4.0	11.250	22 =	57.300	41 =
47	Alyaana	Thomas-Small	London	L4-London	Comp L4	4.0	13.100	7 =	3.0	11.100	49	4.0	11.400	37	3.0	10.650	50	4.0	10.900	31 =	57.150	43
32	Laurn	Connor	Phoenix		Comp L4	4.0	10.950	52	4.0	12.400	19 =	4.0	11.050	44	4.0	12.300	9 =	4.0	9.650	46	56.350	44
52	Bonnie	Mccann	Scotland	L4-Scotland	Comp L4	4.0	12.400	37 =	4.0	11.850	37 =	4.0	11.900	20 =	3.5	10.750	49	4.0	9.350	48	56.250	45
27	Freya	Donohoe	Pipers Vale		Comp L4	4.0	13.500	5	4.0	11.950	36	4.0	10.700	48	3.5	11.050	44 =	3.5	8.700	51	55.900	46
10	Annabel	Carling	North West	L4-North West	Comp L4	4.0	12.750	20 =	4.0	11.650	42 =	4.0	11.300	38 =	3.0	10.250	51	4.0	9.800	45	55.750	47
3	Maisie	Scarfe	Yorkshire	L4-Yorkshire	Comp L4	4.0	12.000	49	4.0	11.150	48	4.0	11.600	29 =	3.5	10.200	52	4.0	9.300	49	54.250	48
19	Charlotte	Barnard	Woking		Comp L4	4.0	11.050	51	4.0	11.350	46 =	4.0	10.750	47	3.5	10.800	48	4.0	9.950	44	53.900	49
2	Isla	Blair	Yorkshire	L4-Yorkshire	Comp L4	4.0	12.150	48	2.0	8.550	51	4.0	11.550	32 =	4.0	11.150	41	4.0	10.400	39	53.800	50
20	Lily	Clarke-Moss	Woking		Comp L4	4.0	12.350	40 =	4.0	11.850	37 =	4.0	11.450	35 =	3.5	11.100	42 =	4.0	6.350	52	53.100	51
44	Elise	Marston	East Midlands	L4-East Midlands	Comp L4	4.0	11.800	50	2.0	6.500	52	4.0	10.300	50	4.0	11.600	32	4.0	9.600	47	49.800	52

2017 BG Compulsory L4321

Women's Artistic








Comp L3

No	Name	Region	Team	Comp	D	VT		D	UB		D	BB		D	FX		D	RC		AA								
101	Sienna	Goodwin	East	L3-East	Comp L3	4.0	12.850	16	=	4.0	13.000	5	=	4.0	13.750	2	3.5	11.750	17	4.0	13.350	1	64.700	1				
76	Sophie	O'Flaherty	London	L3-London	Comp L3	4.0	13.300	9		4.0	13.050	4		4.0	13.050	9	4.0	12.250	5	4.0	12.400	8	=	64.050	2	=		
65	Madison	Morgan	South West	L3-South West	Comp L3	4.0	13.650	3		4.0	13.000	5	=	4.0	11.900	26	4.0	12.500	1	4.0	13.000	4	=	64.050	2	=		
73	Casey	McEnteggart	London	L3-London	Comp L3	4.0	12.900	15		4.0	12.700	15	=	4.0	13.300	4	4.0	12.000	11	=	4.0	12.750	7		63.650	4		
99	Alina	Ciausiu	East	L3-East	Comp L3	4.0	13.800	2		4.0	12.700	15	=	4.0	13.100	8	4.0	12.150	7	4.0	11.600	20	=	63.350	5	=		
79	Summer-Louise	Nolan	South East	L3-South East	Comp L3	4.0	13.550	6	=	4.0	10.850	40		4.0	13.800	1	4.0	12.300	3	=	4.0	12.850	6		63.350	5	=	
63	Felicity	Ayres	South West	L3-South West	Comp L3	4.0	12.750	23	=	4.0	14.000	1		4.0	11.200	32	3.5	11.550	23	4.0	13.250	2		62.750	7			
91	Ruby	Evans	Wales	L3-Wales	Comp L3	4.0	13.600	4		4.0	12.850	10	=	4.0	12.900	11	3.5	11.950	13	=	4.0	11.400	23	=	62.700	8		
64	Kayleigh	Lancey	South West	L3-South West	Comp L3	4.0	12.550	37	=	4.0	13.350	3		4.0	13.000	10	4.0	11.950	13	=	4.0	11.800	16	=	62.650	9		
57	Lilli	Clo Thorp Richens	South	L3-South	Comp L3	4.0	12.950	13	=	4.0	13.500	2		4.0	12.050	21	=	4.0	12.200	6	4.0	11.900	13	=	62.600	10		
89	Layla	Starkie	Wales	L3-Wales	Comp L3	4.0	13.200	10		4.0	12.950	7		4.0	13.350	3	4.0	12.450	2	4.0	10.400	42		62.350	11			
56	Kirsten	Jonker	South	L3-South	Comp L3	4.0	12.650	33		4.0	12.450	21		4.0	13.150	5	=	4.0	11.700	18	=	4.0	12.250	10		62.200	12	
82	Mabelle	Dawson	North West	L3-North West	Comp L3	4.0	12.750	23	=	4.0	12.700	15	=	4.0	12.750	13	4.0	12.100	8	4.0	11.850	15		62.150	13			
81	Grace	Dickinson	North West	L3-North West	Comp L3	4.0	12.800	19	=	4.0	12.500	20		4.0	11.850	27	=	3.5	11.500	24	=	4.0	13.200	3		61.850	14	
88	Annais	Muteba-Mundi	Wales	L3-Wales	Comp L3	4.0	13.950	1		3.0	12.250	24	=	4.0	11.400	30	4.0	12.300	3	=	4.0	11.900	13	=	61.800	15	=	
98	Grace	Davies	East	L3-East	Comp L3	4.0	12.850	16	=	4.0	11.700	31		4.0	13.200	5	4.0	12.050	9	=	4.0	12.000	11		61.800	15	=	
75	Isabelle	Ings	London	L3-London	Comp L3	4.0	12.600	34	=	4.0	12.750	14		4.0	12.650	14	4.0	11.950	13	=	4.0	11.800	16	=	61.750	17		
90	Meliyah	Baker	Wales	L3-Wales	Comp L3	4.0	13.600	4	=	4.0	12.300	23		4.0	12.850	12	3.0	11.000	31	4.0	11.950	12		61.700	18			
83	Olivia	Harper	North West	L3-North West	Comp L3	4.0	12.700	29	=	4.0	12.900	8	=	4.0	12.550	15	4.0	12.000	11	=	4.0	11.400	23	=	61.550	19		
102	Darcy	Butler	Europa		Comp L3	4.0	12.600	34	=	4.0	12.250	24	=	4.0	12.350	17	4.0	11.650	20	4.0	11.650	18	=	60.500	20			
70	Tilly	Wright	East Midlands	L3-East Midlands	Comp L3	4.0	13.550	6	=	4.0	12.900	8	=	4.0	12.000	23	=	3.0	10.650	36	4.0	10.700	38	=	59.800	21		
78	Madeleine	Dodd	South East	L3-South East	Comp L3	4.0	12.800	19	=	3.0	10.300	42		4.0	13.150	5	=	4.0	12.050	9	=	4.0	11.300	27		59.600	22	=
80	Aimee	Glenn	North West	L3-North West	Comp L3	4.0	12.800	19	=	3.0	10.950	38	=	4.0	11.150	33	3.5	11.700	18	=	4.0	13.000	4	=	59.600	22	=	
55	Emily	Gorman	South	L3-South	Comp L3	4.0	12.700	29	=	4.0	12.800	13		4.0	9.550	41	3.5	11.500	24	=	4.0	12.400	8	=	58.950	24		
74	Cienna	Kwayie	London	L3-London	Comp L3	4.0	12.850	16	=	4.0	12.850	10	=	4.0	10.150	37	=	3.5	11.400	26	4.0	11.550	22		58.800	25		
58	Rosie	Greer	South	L3-South	Comp L3	4.0	12.600	34	=	4.0	11.600	32	=	4.0	11.700	29	3.5	11.600	21	=	4.0	11.250	28	=	58.750	26	=	
87	Leyla	Gellan	Yorkshire	L3-Yorkshire	Comp L3	4.0	12.550	37	=	4.0	12.000	28		4.0	12.050	21	=	3.0	10.500	39	=	4.0	11.650	18	=	58.750	26	=
71	Lexi	Wood	Liverpool		Comp L3	4.0	12.550	37	=	4.0	11.950	29		4.0	12.000	23	=	3.5	10.500	39	=	4.0	11.600	20	=	58.600	28	
72	Zoe	Prescott	Liverpool		Comp L3	4.0	13.050	11		3.0	11.050	36	=	4.0	12.150	19	=	3.5	11.100	30	4.0	11.100	30		58.450	29		
92	Madison	Harford	Valleys		Comp L3	4.0	12.750	23	=	3.0	10.950	38	=	4.0	12.400	16	3.0	10.850	32	=	4.0	11.400	23	=	58.350	30		
77	Allegra	Ezekwugo	South East	L3-South East	Comp L3	4.0	12.800	19	=	3.0	11.450	34		4.0	12.150	19	=	4.0	11.850	16	4.0	9.900	45		58.150	31		
97	Alexis	Fisher	Aspire		Comp L3	4.0	12.100	45		4.0	12.350	22		4.0	11.350	31	3.5	11.250	28	=	4.0	11.050	31	=	58.100	32		
96	Lauren	Saunders	Bulmershe		Comp L3	4.0	13.500	8		4.0	12.050	27		3.5	9.800	40	3.5	11.600	21	=	4.0	10.800	35	=	57.750	33		
66	Faye	Ross	Swansea		Comp L3	4.0	12.300	43		4.0	12.850	10	=	4.0	10.500	36	3.0	10.800	34	4.0	11.250	28	=	57.700	34			
93	Julia	French	West Midlands	L3-West Midlands	Comp L3	4.0	12.700	29	=	3.0	11.050	36	=	4.0	11.950	25	3.0	10.850	32	=	4.0	10.850	33	=	57.400	35		

2017 BG Compulsory L4321

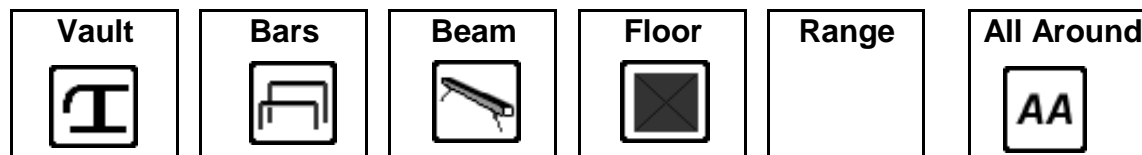
Women's Artistic

Vault 	Bars 	Beam 	Floor 	Range	All Around 
---	--	--	---	--------------	--

62	Niamh	Llewellyn	Scotland	L3-Scotland	Comp L3	4.0	13.000	12	=	4.0	12.550	18	=	4.0	10.150	37	=	3.0	10.550	37	=	4.0	11.050	31	=	57.300	36
86	Jessica	Burton	Yorkshire	L3-Yorkshire	Comp L3	4.0	12.750	23	=	4.0	12.150	26	=	4.0	10.750	35	=	3.0	10.550	37	=	4.0	10.850	33	=	57.050	37
68	Annabel	Ramsay	East Midlands	L3-East Midlands	Comp L3	4.0	12.750	23	=	4.0	11.850	30	=	4.0	11.850	27	=	2.5	9.600	45	=	4.0	10.550	40	=	56.600	38
61	Milli	De O'Hara	Scotland	L3-Scotland	Comp L3	4.0	12.700	29	=	3.0	10.700	41	=	4.0	11.050	34	=	3.5	11.300	27	=	4.0	10.700	38	=	56.450	39
84	Evie	Goodbold	Yorkshire	L3-Yorkshire	Comp L3	4.0	12.350	42	=	4.0	11.600	32	=	4.0	10.000	39	=	3.0	10.300	42	=	4.0	11.350	26	=	55.600	40
59	Courtney	Dunbar	Scotland	L3-Scotland	Comp L3	4.0	12.950	13	=	4.0	12.550	18	=	4.0	9.300	44	=	3.0	10.500	39	=	4.0	10.250	43	=	55.550	41
60	Ellie	Heap	Scotland	L3-Scotland	Comp L3	4.0	12.500	40	=	3.0	9.350	44	=	4.0	12.200	18	=	3.0	10.100	44	=	4.0	10.800	35	=	54.950	42
67	Millie	Mcguire	Tameside		Comp L3	4.0	12.750	23	=	3.0	11.250	35	=	4.0	9.400	43	=	3.0	10.750	35	=	4.0	10.550	40	=	54.700	43
95	Zoe	Bostock	West Midlands	L3-West Midlands	Comp L3	4.0	12.500	40	=	3.0	9.600	43	=	4.0	9.450	42	=	3.5	11.250	28	=	4.0	10.750	37	=	53.550	44
85	Gracie	Allen	Yorkshire	L3-Yorkshire	Comp L3	4.0	12.150	44	=	2.0	9.100	45	=	3.0	6.050	45	=	3.5	10.250	43	=	4.0	10.250	43	=	47.800	45

2017 BG Compulsory L4321

Women's Artistic




Comp 1-IA

No	Name	Club	Team	Comp	D	VT		D	UB		D	BB		D	FX		D	RC		AA	
112	Rosie	Bayliss	Europa	Comp 1-IA	4.0	12.750	3	4.0	12.950	3	4.0	13.100	2	4.0	12.900	1	4.0	13.600	1	65.300	1
111	Madeleine	Roberts	Europa	Comp 1-IA	3.8	13.000	1	4.0	12.550	11	4.0	13.450	1	4.0	12.650	3	4.0	12.800	13	64.450	2
104	Miriam	Allen	City of Birmingham	Comp 1-IA	3.3	12.250	9	4.0	12.850	5	4.0	12.850	5	4.0	12.350	6	4.0	13.300	4	63.600	3
122	China	Mattis	City of London	Comp 1-IA	3.5	12.100	11	4.0	13.350	1	4.0	12.750	8	4.0	12.750	2	4.0	11.900	23	62.850	4
139	Summer Rose	Hill	Notts	Comp 1-IA	3.3	12.050	15	4.0	12.750	6	4.0	12.900	4	4.0	12.450	5	4.0	12.700	14	62.850	4
103	Lucy	Lewis	City of Birmingham	Comp 1-IA	3.3	12.150	10	4.0	13.100	2	4.0	11.800	14	4.0	12.000	11	4.0	13.450	2	62.500	6
140	Maisie	Squire	Pipers Vale	Comp 1-IA	3.3	11.950	19	4.0	11.800	17	4.0	12.650	9	4.0	11.950	12	4.0	13.350	3	61.700	7
116	Isabella	Wheeldon	Park Wrekin	Comp 1-IA	3.5	12.450	4	3.0	11.600	19	4.0	12.400	11	4.0	11.950	12	4.0	13.100	7	61.500	8
115	Lauren	Sims	City Of Liverpool	Comp 1-IA	3.5	12.300	7	4.0	12.250	15	4.0	11.500	18	4.0	12.150	9	4.0	13.100	7	61.300	9
105	Sofia	Meadows	City of Birmingham	Comp 1-IA	3.3	11.800	23	4.0	12.400	13	4.0	12.850	5	3.0	10.850	22	4.0	13.250	5	61.150	10
129	Taylor	Richardson	Dynamic	Comp 1-IA	3.3	11.850	22	4.0	12.900	4	4.0	11.300	20	4.0	11.950	12	4.0	12.900	10	60.900	11
120	Alice	Sumners	The Academy	Comp 1-IA	3.5	11.950	19	3.0	10.550	25	4.0	12.850	5	4.0	12.300	8	4.0	13.250	5	60.900	11
125	Olivia	Gauregui	Academy of Sport	Comp 1-IA	3.5	12.000	17	4.0	12.500	12	4.0	11.450	19	4.0	12.500	4	4.0	12.350	21	60.800	13
106	Ellie	Gargett	South Essex	Comp 1-IA	3.5	12.850	2	4.0	10.700	24	4.0	11.600	16	4.0	12.350	6	4.0	13.050	9	60.550	14
137	Roxanne	Price	Bristol Hawks	Comp 1-IA	3.3	12.400	5	3.0	11.100	23	4.0	12.500	10	4.0	11.800	16	4.0	12.500	19	60.300	15
200	Bryony	Ludlow	De Mond	Comp 1-IA	3.3	11.950	19	4.0	12.750	6	3.5	11.750	15	4.0	10.950	21	4.0	12.550	17	59.950	16
123	Millie	Redford	City of Glasgow	Comp 1-IA	3.7	12.050	15	3.0	11.300	21	4.0	12.100	13	4.0	11.800	16	4.0	12.700	14	59.950	16
121	Emma	Atkin	The Norfolk Academy	Comp 1-IA	3.7	12.100	11	4.0	12.400	13	4.0	11.300	20	4.0	11.850	15	4.0	11.750	24	59.400	18
110	Amber	Freeman	Europa	Comp 1-IA	3.5	11.600	26	4.0	12.700	9	4.0	10.800	22	4.0	12.150	9	4.0	12.000	22	59.250	19
128	Ruby	Stacey	Plymouth Swallows	Comp 1-IA	3.5	12.100	11	4.0	12.750	6	4.0	9.550	25	4.0	11.700	18	4.0	12.900	10	59.000	20
113	Nikita	Peprah	Appley Bridge	Comp 1-IA	3.5	12.100	11	4.0	9.600	26	4.0	12.950	3	4.0	11.650	19	4.0	12.650	16	58.950	21
126	Darcy	Chesters	Warrington	Comp 1-IA	3.3	12.400	5	4.0	12.600	10	4.0	11.600	16	3.5	10.150	24	4.0	11.500	25	58.250	22
136	Mayalee	Osola	Bristol Hawks	Comp 1-IA	3.5	12.300	7	3.0	11.650	18	4.0	10.650	23	3.5	11.100	20	4.0	12.550	17	58.250	22
134	Amber	Greig	City Of Manchester	Comp 1-IA	3.3	11.750	24	4.0	12.250	15	4.0	10.400	24	2.5	9.150	25	4.0	12.500	19	56.050	24
141	Honor	Rouse	Harrogate	Comp 1-IA	3.5	12.000	17	3.0	11.300	21	4.0	8.350	26	3.5	10.400	23	4.0	12.900	10	54.950	25
108	Caitlin	Saunders	Marriotts	Comp 1-IA	3.5	11.700	25	4.0	11.450	20	4.0	12.300	12	0.0	0.000	26	0.0	0.000	26	35.450	26

2017 BG Compulsory L4321

Women's Artistic



Comp 1-OOA

No	Name	Club	Team	Comp	D	VT		D	UB		D	BB		D	FX		D	RC		AA	
132	Keira	Thornton	Gymmagic	Comp 1-OOA	3.5	12.000	6	3.0	11.400	4 =	4.0	12.200	4 =	4.0	12.400	1	4.0	12.950	1	60.950	1
130	Ellie	Patrick	Dynamic	Comp 1-OOA	3.3	12.300	4	3.0	11.600	2	4.0	12.450	3	4.0	11.900	4 =	4.0	12.150	7	60.400	2
133	Emer	Hancock	City Of Worcester	Comp 1-OOA	3.3	11.950	7	3.0	11.350	6 =	4.0	12.200	4 =	4.0	12.050	3	3.5	12.450	4 =	60.000	3
118	Nicole	Coman	Park Wrekin	Comp 1-OOA	3.5	11.600	8	4.0	12.300	1	4.0	12.650	2	4.0	12.100	2	3.5	10.850	10	59.500	4
124	Jessica	Wright	City of Glasgow	Comp 1-OOA	3.7	12.600	1	4.0	11.400	4 =	4.0	11.400	7	4.0	11.450	7	4.0	11.950	8	58.800	5
131	Abigail	Duckworth	Gymmagic	Comp 1-OOA	3.3	12.050	5	4.0	11.500	3	4.0	10.500	8	4.0	11.800	6	4.0	12.700	3	58.550	6
109	Lauren	Billingham	Leeds	Comp 1-OOA	3.7	12.450	3	4.0	11.350	6 =	4.0	13.050	1	3.5	10.000	10	4.0	11.450	9	58.300	7
117	Kitty	Scholes-Pryce	Park Wrekin	Comp 1-OOA	3.5	12.550	2	3.0	9.850	8	4.0	10.400	9	3.5	11.200	8	4.0	12.450	4 =	56.450	8
114	Abby	Meadow	Appley Bridge	Comp 1-OOA	3.3	10.450	10	3.0	8.450	9 =	4.0	11.500	6	4.0	11.900	4 =	4.0	12.850	2	55.150	9
127	Amanda	Cook	Pegasus	Comp 1-OOA	3.5	11.450	9	3.0	8.450	9 =	4.0	9.600	10	3.5	10.450	9	4.0	12.300	6	52.250	10

Comp 2-OOA

No	Name	Club	Team	Comp	D	VT		D	UB		D	BB		D	FX		D	RC		AA	
192	Charlie	Turner	Leeds	Comp 2-OOA	4.0	13.800	1	4.0	11.750	3	3.5	11.500	4	4.0	12.400	2	4.0	13.400	1	62.850	1
144	Freya	Burns	Europa	Comp 2-OOA	3.5	13.000	5	4.0	13.000	1	4.0	11.200	5	4.0	12.550	1	4.0	12.800	4	62.550	2
172	Maddison	Lin Xiaolang	Capital	Comp 2-OOA	4.0	12.900	6 =	4.0	11.850	2	4.0	13.200	1	4.0	12.050	8	4.0	11.900	7	61.900	3
183	Teegan	Milligan	Huntingdon Olympic	Comp 2-OOA	4.0	13.750	2	4.0	11.450	4	3.5	11.650	3	4.0	12.300	3 =	4.0	10.850	9	60.000	4
191	Anna	Bambrook	Tamworth Olympic	Comp 2-OOA	4.0	13.500	4	4.0	11.100	6	4.0	10.400	6	4.0	11.500	10	4.0	13.150	2	59.650	5
180	Eve	Hozhobrafkan	Gymmagic	Comp 2-OOA	4.0	12.450	9	4.0	11.150	5	4.0	9.850	7	4.0	12.300	3 =	4.0	12.950	3	58.700	6
181	Matilda	Butterworth	Gymmagic	Comp 2-OOA	4.0	12.750	8	3.0	9.650	9	3.5	9.400	9	4.0	12.100	7	4.0	11.400	8	55.300	7
182	Phoebe	Butterworth	Gymmagic	Comp 2-OOA	4.0	13.550	3	3.0	9.600	10	4.0	9.000	10	4.0	12.150	6	4.0	10.250	11	54.550	8
171	Lara	Thornton	Phoenix	Comp 2-OOA	3.5	12.250	11	3.0	10.600	7	3.5	8.750	11	3.0	9.800	11	4.0	12.650	5	54.050	9
173	Mei	Amorell	K D	Comp 2-OOA	4.0	12.350	10	3.0	9.750	8	4.0	9.700	8	4.0	11.650	9	4.0	10.450	10	53.900	10
146	Mika	Longin	Notts	Comp 2-OOA	4.0	12.900	6 =	2.0	4.450	11	4.0	11.850	2	4.0	12.200	5	4.0	12.150	6	53.550	11

2017 BG Compulsory L4321

Women's Artistic



Comp 2-IA

No	Name	Club	Team	Comp	D	VT		D	UB		D	BB		D	FX		D	RC		AA	
175	Poppy	Stickler	Capital	Comp 2-IA	4.0	13.650	5 =	4.0	13.150	2 =	4.0	12.900	3 =	4.0	12.500	8 =	4.0	13.050	12 =	65.250	1
152	Renee	Pullin	City Of Manchester	Comp 2-IA	4.0	13.600	10 =	4.0	13.150	2 =	4.0	12.500	10	4.0	12.400	14 =	4.0	12.850	19	64.500	2 =
176	Jea	Maracha	Phoenix	Comp 2-IA	4.0	13.600	10 =	4.0	13.300	1	4.0	12.050	13	4.0	12.400	14 =	4.0	13.150	9 =	64.500	2 =
151	Hattie	Moat	City Of Manchester	Comp 2-IA	4.0	12.850	25 =	4.0	12.750	6	4.0	12.800	5 =	4.0	12.650	3 =	4.0	13.400	4 =	64.450	4
143	Tommer	Hendricks	Europa	Comp 2-IA	4.0	13.650	5 =	4.0	12.000	7 =	4.0	12.900	3 =	4.0	12.700	2	4.0	13.050	12 =	64.300	5
155	Amelie	Douglas	Bristol Hawks	Comp 2-IA	4.0	13.550	14 =	4.0	11.700	12 =	4.0	13.050	2	4.0	12.250	17 =	4.0	13.350	6 =	63.900	6
174	Mali	Morgan	Capital	Comp 2-IA	4.0	13.700	4	4.0	11.600	15 =	4.0	12.800	5 =	4.0	12.750	1	4.0	13.000	15	63.850	7
177	Amy	Oliver	Valleys	Comp 2-IA	4.0	12.900	21 =	4.0	12.000	7 =	4.0	13.200	1	4.0	12.600	5	4.0	13.100	11	63.800	8
178	Sofia	Micallef	Cardiff Central Youth	Comp 2-IA	4.0	13.550	14 =	4.0	12.900	4	4.0	12.100	12	4.0	12.500	8 =	4.0	12.400	28 =	63.450	9
161	Annabel	Shaw	Park Wrekin	Comp 2-IA	4.0	13.550	14 =	4.0	11.750	11	4.0	12.700	7	4.0	12.200	22 =	4.0	13.150	9 =	63.350	10
185	Violet	Manser	South Essex	Comp 2-IA	4.0	13.000	17 =	4.0	11.900	10	4.0	12.450	11	4.0	12.250	17 =	4.0	13.450	2 =	63.050	11
158	Ayesha	Abdullahi	Appley Bridge	Comp 2-IA	4.0	13.950	1	4.0	11.100	21 =	4.0	11.350	22 =	4.0	12.450	12 =	4.0	13.800	1	62.650	12
149	Mercedes	Moore	South Durham	Comp 2-IA	4.0	12.900	21 =	4.0	12.800	5	4.0	11.350	22 =	4.0	12.150	25	4.0	13.000	15 =	62.200	13
156	Rebecca	James	Bristol Hawks	Comp 2-IA	4.0	13.600	10 =	4.0	11.100	21 =	3.5	11.900	15	4.0	12.100	26 =	4.0	13.350	6 =	62.050	14
184	Paige	Moroney	South Essex	Comp 2-IA	4.0	12.450	32 =	4.0	11.700	12 =	4.0	12.550	8 =	4.0	12.650	3 =	4.0	12.650	20 =	62.000	15
179	Evie	Price	City of Birmingham	Comp 2-IA	4.0	12.900	21 =	4.0	11.600	15 =	3.5	11.550	18 =	4.0	12.500	8 =	4.0	13.400	1 =	61.950	16
163	Mia	Evans	Park Wrekin	Comp 2-IA	4.0	13.650	5 =	4.0	10.250	27	3.5	11.950	14	4.0	12.550	6 =	4.0	13.450	2 =	61.850	17
162	Gabriella	Williams	Park Wrekin	Comp 2-IA	4.0	12.750	28	4.0	11.350	18	4.0	12.550	8 =	4.0	11.950	32	4.0	12.900	18	61.500	18
154	Sofia	Saporita	Robin Hood	Comp 2-IA	4.0	13.600	10 =	4.0	11.000	23	4.0	11.650	17	4.0	12.550	6 =	4.0	12.650	20 =	61.450	19
160	Olivia	Cham	Dronfield	Comp 2-IA	4.0	13.650	5 =	4.0	11.950	9	4.0	11.400	21	4.0	12.100	26 =	4.0	12.100	31 =	61.200	20
167	Rosa	Pawlyn	Baskerville	Comp 2-IA	4.0	13.800	3	4.0	9.450	31	4.0	11.500	20	4.0	12.450	12 =	4.0	13.200	8	60.400	21
170	Isabelle	Mardle	The Norfolk Academy	Comp 2-IA	4.0	13.850	2	4.0	11.700	12 =	4.0	9.800	32	4.0	12.250	17 =	4.0	12.600	25	60.200	22
164	Mya	Patel	Pipers Vale	Comp 2-IA	4.0	12.500	31	3.0	11.200	19	3.5	11.000	27	4.0	12.500	8 =	4.0	12.950	17	60.150	23
187	Anais	Saunders	Portsmouth	Comp 2-IA	4.0	13.650	5 =	3.0	10.050	29 =	4.0	11.350	22 =	3.5	12.000	31	4.0	13.050	12 =	60.100	24
188	Lexie	Mullins	Portsmouth	Comp 2-IA	4.0	12.950	19 =	4.0	11.400	17	4.0	10.100	30 =	4.0	12.250	17 =	4.0	12.650	20 =	59.350	25
148	Katie	Wood	Witham Hill	Comp 2-IA	4.0	12.450	32 =	3.0	10.100	28	4.0	11.850	16	4.0	12.200	22 =	4.0	12.650	20 =	59.250	26
147	Dixie	Lindsay	Tolworth	Comp 2-IA	4.0	12.700	29	4.0	11.150	20	4.0	11.200	25	3.5	11.750	33 =	4.0	12.350	30	59.150	27
159	Ruby	Doherty	The Wire	Comp 2-IA	4.0	12.850	25 =	4.0	10.600	24	4.0	11.050	26	4.0	12.100	26 =	4.0	12.450	27	59.050	28
153	Leasha	Pengkerego Ravenscroft	Robin Hood	Comp 2-IA	4.0	12.950	19 =	3.0	10.050	29 =	4.0	11.550	18 =	4.0	12.100	26 =	4.0	11.650	33	58.300	29
150	Paige	Carder	Aylesbury	Comp 2-IA	4.0	13.000	17 =	4.0	10.550	25	4.0	9.300	34	4.0	12.200	22 =	4.0	12.400	28 =	57.450	30
165	Ruby	Keeley	Pipers Vale	Comp 2-IA	4.0	12.800	27	4.0	10.400	26	4.0	9.650	33	4.0	12.300	16	4.0	12.100	31 =	57.250	31
186	Eleanor	Cox	Rushmoor	Comp 2-IA	4.0	12.900	21 =	3.0	8.500	32	4.0	10.850	28	4.0	12.250	17 =	4.0	11.500	34	56.000	32
190	Jessica	Rodgers	Sheffield Workshop	Comp 2-IA	4.0	12.300	34	1.0	4.850	34	4.0	10.100	30 =	4.0	11.650	35	4.0	12.650	20 =	51.550	33
189	Macy	Drennan	SA	Comp 2-IA	4.0	12.000	35	2.0	6.750	33	4.0	10.150	29	4.0	11.750	33 =	3.5	10.100	35	50.750	34
142	Rachel	Quinn	Dynamic	Comp 2-IA	4.0	12.600	30	1.0	3.700	35	4.0	9.250	35	4.0	12.050	30	4.0	12.550	26	50.150	35

2017 BG Compulsory L4321 Results

Comp L4

Team	VT	UB	BB	FX	RC	Total	Posn					
L4-South	40.550	37.950	36.750	36.550	34.650	186.450	1	Alica Takanami Baker	Amelie Bowles	Isabella Picotto	Sonia Runcianu	Laurn Connor
L4-London	40.000	37.250	35.550	36.800	35.850	185.450	2	Alyaana Thomas-Small	Gracie Easom	Rielle Sutherland	Shamiso Ngoro	Jada-Rose Oladele
L4-East	39.000	37.550	36.700	36.550	34.450	184.250	3	Ellen May Symonds	Ellie Cornforth	Grace Wardley	Madeline Swan	Freya Donohoe
L4-West Midlands	38.400	36.250	36.700	37.000	34.150	182.500	4	Elizabete Kokorevica	Laura Szabo	Lina Tounsi	Ruby Robinson	Abigail Cope
L4-Wales	39.400	37.600	35.350	36.450	33.350	182.150	5	Ella De Vera	Francesca Brauner	Mia Bello	Scarlett Lin Chunqin	Hayley Walker
L4-South East	38.200	37.650	36.800	36.200	32.050	180.900	6	Chelsea Ervin	Ema Kandalova	Isla Paul	Madison Childress	Tabitha Lees
L4-North West	37.700	36.650	35.900	34.600	34.300	179.150	7	Annabel Carling	Cherry Passmore	Gemma Vescovi	Nikita Peers	Fionnuala Odonnell
L4-South West	38.150	36.700	34.600	35.400	34.250	179.100	8	Abigail Martin	Alexa Evans	Maya Jakubowski	Poppy Edwards	Erin Cozens
L4-Scotland	37.500	36.950	35.450	35.550	31.600	177.050	9	Ava Macfarlane	Bonnie Mccann	Emily Shearer	Phoebe Cameron	Abigail Cochrane
L4-East Midlands	36.900	31.750	33.200	35.100	32.150	169.100	10	Anashe Rugoyi	Bethany Rayment	Elise Marston		
L4-Yorkshire	24.150	19.700	23.150	21.350	19.700	108.050	11	Isla Blair	Maisie Scarfe			

Comp L3

Team	VT	UB	BB	FX	RC	Total	Posn					
L3-Wales	41.150	38.100	39.100	36.700	35.250	190.300	1	Annais Muteba-Mundi	Layla Starkie	Meliyah Baker	Ruby Evans	Madison Harford
L3-London	39.050	38.650	39.000	36.200	36.950	189.850	2 =	Casey McEnteggart	Cienna Kwayie	Isabelle Ings	Sophie O'Flaherty	Darcy Butler
L3-East	39.500	37.400	40.050	35.950	36.950	189.850	2 =	Grace Davies	Alina Ciaus	Millie Root	Sienna Goodwin	
L3-South West	38.950	40.350	36.100	36.000	38.050	189.450	4	Felicity Ayres	Kayleigh Lancey	Madison Morgan		
L3-North West	38.350	38.100	37.150	35.800	38.050	187.450	5	Aimee Glenn	Grace Dickinson	Mabelle Dawson	Olivia Harper	Zoe Prescott
L3-South	38.300	38.750	36.900	35.500	36.550	186.000	6	Emily Gorman	Kirsten Jonker	Lilli Clo Thorp Richens	Rosie Greer	Lauren Saunders
L3-South East	39.150	32.600	39.100	36.200	34.050	181.100	7	Allegra Ezekwugo	Madeleine Dodd	Summer-Louise Nolan		
L3-Scotland	38.650	35.800	33.400	32.350	32.550	172.750	8	Courtney Dunbar	Ellie Heap	Milli De O'Hara	Niamh Llewellyn	Natalie Scott
L3-Yorkshire	37.650	35.750	32.800	31.350	33.850	171.400	9	Evie Goodbold	Gracie Allen	Jessica Burton	Leyla Gellan	Jane Howard
L3-East Midlands	26.300	24.750	23.850	20.250	21.250	116.400	10	Annabel Ramsay	Tilly Wright			
L3-West Midlands	25.200	20.650	21.400	22.100	21.600	110.950	11	Julia French	Zoe Bostock			