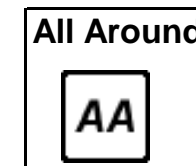


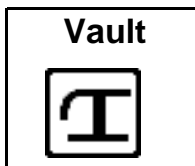


2015 Grades 4321

Women's Artistic

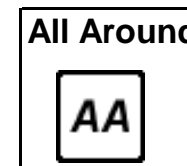

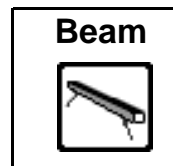
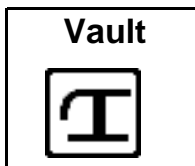


Gr4

No	Name	Club	Team	Comp	D	VT			D	UB			D	BB			D	FX			D	RC			AA			
13	Claudia	Garner	South	Gr4-South	Gr4	4.0	13.100	13	=	4.0	13.150	9	=	4.0	12.600	2	=	4.0	12.350	2	=	4.0	13.350	2	=	64.550	1	
51	Isabella	Fletcher	London	Gr4-London	Gr4	4.0	12.900	20	=	4.0	13.450	1		4.0	12.500	4		4.0	12.150	5		4.0	13.400	1		64.400	2	
52	Jessica	Gadirova	London	Gr4-London	Gr4	4.0	13.300	4	=	4.0	13.400	2		4.0	12.150	11	=	4.0	12.350	2	=	4.0	13.000	10	=	64.200	3	
24	Emma	Routs	North West	Gr4-North West	Gr4	4.0	13.150	10	=	4.0	13.200	4	=	4.0	12.700	1		4.0	11.750	16	=	4.0	13.350	2	=	64.150	4	
42	Sasha	Cherry	East	Gr4-East	Gr4	4.0	12.950	19		4.0	13.150	9	=	4.0	12.600	2	=	4.0	11.550	26	=	4.0	13.150	8		63.400	5	
14	Maisie	Gibson	South	Gr4-South	Gr4	4.0	13.100	13	=	4.0	13.200	4	=	4.0	11.950	14		4.0	12.450	1		3.5	12.550	26	=	63.250	6	
43	Liliana	Moring	East	Gr4-East	Gr4	4.0	13.200	8	=	4.0	13.150	9	=	4.0	12.200	8	=	4.0	11.750	16	=	4.0	12.900	13		63.200	7	=
20	Charlotte	Moralee	North of England	Gr4-North of England	Gr4	4.0	13.150	10	=	4.0	13.150	9	=	4.0	11.900	15		4.0	11.950	6		4.0	13.050	9		63.200	7	=
23	Sofia	Rodriquez Mendoza	North West	Gr4-North West	Gr4	4.0	12.500	40	=	4.0	12.900	23	=	4.0	12.150	11	=	4.0	12.200	4		4.0	13.350	2	=	63.100	9	
45	Ella	Tomlin	East	Gr4-East	Gr4	4.0	13.450	2		4.0	13.250	3		4.0	12.250	6	=	3.5	11.000	46		4.0	13.000	10	=	62.950	10	
50	Ella	Little	London	Gr4-London	Gr4	4.0	12.900	20	=	4.0	13.050	15	=	4.0	11.800	18	=	4.0	11.850	9	=	4.0	13.300	5	=	62.900	11	
40	Skyla	Sims	Wales	Gr4-Wales	Gr4	4.0	12.700	36		4.0	13.200	4	=	4.0	11.750	20	=	4.0	11.850	9	=	4.0	13.300	5	=	62.800	12	
7	Isabel	Morgan	East Midlands	Gr4-East Midlands	Gr4	4.0	12.650	37	=	4.0	12.600	43	=	4.0	12.150	11	=	4.0	11.600	25		4.0	13.250	7		62.250	13	
2	Shannon	Bielby	Yorkshire	Gr4-Yorkshire	Gr4	4.0	13.150	10	=	4.0	13.000	18	=	4.0	11.650	25		4.0	11.550	26	=	4.0	12.700	20	=	62.050	14	
22	Libby	Kilbourne	North West	Gr4-North West	Gr4	4.0	12.750	33	=	4.0	13.050	15	=	4.0	11.600	26	=	4.0	11.700	18	=	4.0	12.850	14	=	61.950	15	
38	Imogen	Shaw-Davies	Wales	Gr4-Wales	Gr4	4.0	12.500	40	=	4.0	12.900	23	=	4.0	12.350	5		4.0	11.900	7	=	3.5	12.200	33		61.850	16	
41	Elin	Burnett	Wales	Gr4-Wales	Gr4	4.0	12.750	33	=	4.0	12.700	39	=	4.0	12.250	6	=	4.0	11.550	26	=	4.0	12.550	26	=	61.800	17	
12	Sian	Meadows	South West	Gr4-South West	Gr4	4.0	12.750	33	=	4.0	12.800	33	=	4.0	11.700	23	=	4.0	11.900	7	=	4.0	12.600	25		61.750	18	=
44	Hollie	Ofori-Sampong	East	Gr4-East	Gr4	4.0	13.500	1		4.0	12.250	49		4.0	11.500	29		4.0	11.650	22	=	4.0	12.850	14	=	61.750	18	=
18	Laura	Nelson	North of England	Gr4-North of England	Gr4	4.0	13.300	4	=	4.0	12.900	23	=	4.0	11.800	18	=	4.0	11.400	33	=	4.0	12.250	32		61.650	20	=
48	Lalita	Hirani	Scotland	Gr4-Scotland	Gr4	4.0	13.100	13	=	4.0	12.600	43	=	4.0	12.200	8	=	4.0	11.450	31	=	4.0	12.300	30	=	61.650	20	=
3	Lauren	Hayes	Yorkshire	Gr4-Yorkshire	Gr4	4.0	13.000	17	=	4.0	12.900	23	=	4.0	11.700	23	=	4.0	11.700	18	=	4.0	12.300	30	=	61.600	22	
35	Jodie	Graves	South East	Gr4-South East	Gr4	4.0	12.400	43		4.0	12.850	29	=	4.0	12.200	8	=	4.0	11.400	33	=	3.5	12.700	20	=	61.550	23	=
16	Amelie	Thorne	South	Gr4-South	Gr4	4.0	12.800	28	=	4.0	13.000	18	=	3.5	11.050	36	=	4.0	11.850	9	=	4.0	12.850	14	=	61.550	23	=
6	Alice	Knights	East Midlands	Gr4-East Midlands	Gr4	4.0	13.300	4	=	4.0	12.850	29	=	4.0	11.050	36	=	4.0	11.450	31	=	4.0	12.750	18	=	61.400	25	=
25	Caitlin	Pooke	North West	Gr4-North West	Gr4	4.0	13.100	13	=	4.0	12.400	47		4.0	11.250	31	=	4.0	11.650	22	=	4.0	13.000	10	=	61.400	25	=
39	Hannah	Rees	Wales	Gr4-Wales	Gr4	4.0	13.000	17	=	4.0	13.000	18	=	4.0	11.850	16	=	4.0	11.800	13	=	3.5	11.500	44		61.150	27	=
26	Sophia	Booth	West Midlands	Gr4-West Midlands	Gr4	4.0	13.350	3		4.0	12.800	33	=	4.0	11.600	26	=	4.0	11.400	33	=	4.0	12.000	38		61.150	27	=
17	Harriet	Gibson	North of England	Gr4-North of England	Gr4	4.0	12.900	20	=	4.0	12.900	23	=	4.0	11.250	31	=	4.0	11.350	36	=	4.0	12.700	20	=	61.100	29	
11	Sarah	Etheridge	South West	Gr4-South West	Gr4	4.0	12.550	39		4.0	13.000	18	=	4.0	10.800	40	=	4.0	11.800	13	=	4.0	12.800	17		60.950	30	

2015 Grades 4321

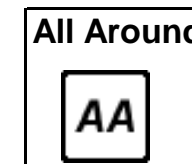

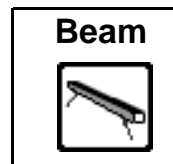
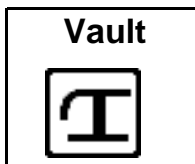
Women's Artistic



46	Lara	Storie	Scotland	Gr4-Scotland	Gr4	4.0	12.900	20	=	4.0	13.050	15	=	4.0	11.750	20	=	4.0	11.350	36	=	3.0	11.350	46		60.400	31		
27	Anna	Bambook	West Midlands	Gr4-West Midlands	Gr4	4.0	12.200	47	=	4.0	12.700	39	=	4.0	11.100	34	=	4.0	11.650	22	=	4.0	12.700	20	=	60.350	32		
29	Tori	Markham	West Midlands	Gr4-West Midlands	Gr4	4.0	12.900	20	=	4.0	12.750	35	=	4.0	11.750	20	=	3.5	10.750	48	=	3.5	12.150	34	=	60.300	33		
36	Millie	Craven	South East	Gr4-South East	Gr4	4.0	12.350	44	=	4.0	13.200	4	=	4.0	11.550	28		3.5	10.450	50	=	4.0	12.550	26	=	60.100	34		
15	Zoe	Pugsley	South	Gr4-South	Gr4	4.0	12.900	20	=	4.0	12.300	48		4.0	11.250	31	=	4.0	11.700	18	=	3.5	11.850	40		60.000	35	=	
8	Grace	Ally	East Midlands	Gr4-East Midlands	Gr4	4.0	12.800	28	=	4.0	12.150	50		4.0	11.850	16	=	4.0	11.300	40	=	3.5	11.900	39		60.000	35	=	
28	Kelsie	Clohessy-Daly	West Midlands	Gr4-West Midlands	Gr4	4.0	12.350	44	=	4.0	13.150	9	=	4.0	10.900	39		4.0	11.800	13	=	3.0	11.550	42	=	59.750	37		
47	Abbie	Nicholl	Scotland	Gr4-Scotland	Gr4	4.0	12.850	27		4.0	12.700	39	=	3.5	10.050	47	=	4.0	11.300	40	=	4.0	12.650	24		59.550	38		
34	Lucy	Gunn	South East	Gr4-South East	Gr4	4.0	13.300	4	=	4.0	13.000	18	=	3.0	10.450	45		4.0	11.700	18	=	2.5	10.950	49		59.400	39	=	
37	Poppy	Griggs	South East	Gr4-South East	Gr4	4.0	12.150	49	=	4.0	12.750	35	=	4.0	10.800	40	=	4.0	11.550	26	=	4.0	12.150	34	=	59.400	39	=	
1	Isabel	Ritchie	Yorkshire	Gr4-Yorkshire	Gr4	4.0	12.050	51	=	4.0	12.850	29	=	4.0	10.950	38		4.0	11.200	43	=	3.5	12.150	34	=	59.200	41		
10	Isabel	Ostling	South West	Gr4-South West	Gr4	4.0	12.800	28	=	4.0	13.150	9	=	3.5	10.000	49	=	4.0	11.550	26	=	3.5	11.550	42	=	59.050	42		
49	Eilidh	Gorrell	Scotland	Gr4-Scotland	Gr4	4.0	12.200	47	=	4.0	12.650	42		4.0	11.100	34	=	4.0	11.350	36	=	3.0	11.450	45		58.750	43		
32	Leah	Bibby	Isle Of Man	Gr4-Isle Of Man	Gr4	4.0	12.900	20	=	4.0	12.750	35	=	4.0	10.600	44		4.0	10.750	48	=	4.0	11.700	41		58.700	44		
9	Violet	Browne	South West	Gr4-South West	Gr4	4.0	12.300	46		4.0	12.750	35	=	3.0	9.400	52		4.0	11.350	36	=	4.0	12.750	18	=	58.550	45		
4	Isla	Waddington	Yorkshire	Gr4-Yorkshire	Gr4	4.0	12.650	37	=	4.0	12.900	23	=	4.0	9.600	51		4.0	10.900	47		4.0	12.450	29		58.500	46		
33	Maya	Kewley	Isle Of Man	Gr4-Isle Of Man	Gr4	4.0	13.200	8	=	4.0	12.600	43	=	4.0	10.750	43		4.0	11.200	43	=	2.5	10.250	52		58.000	47		
53	Ellarae	Quist	London	Gr4-London	Gr4	4.0	12.500	40	=	4.0	13.200	4	=	4.0	10.050	47	=	4.0	11.850	9	=	2.0	10.300	51		57.900	48	=	
5	Charlotte	Thomas	East Midlands	Gr4-East Midlands	Gr4	4.0	12.150	49	=	4.0	12.600	43	=	3.5	10.800	40	=	4.0	11.250	42		2.5	11.100	48		57.900	48	=	
30	Grace	Roberts	Isle Of Man	Gr4-Isle Of Man	Gr4	4.0	12.800	28	=	4.0	12.850	29	=	4.0	10.200	46		4.0	11.200	43	=	3.0	10.650	50		57.700	50		
19	Emily	Marsden	North of England	Gr4-North of England	Gr4	4.0	12.800	28	=	4.0	11.550	52		4.0	11.400	30		3.5	9.350	52		4.0	12.050	37		57.150	51		
31	Jenna	Nicol	Isle Of Man	Gr4-Isle Of Man	Gr4	4.0	12.050	51	=	4.0	12.100	51		3.5	10.000	49	=	3.5	10.450	50	=	3.5	11.250	47		55.850	52		

2015 Grades 4321

Women's Artistic

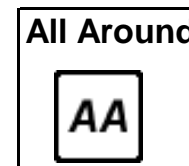

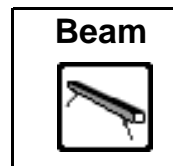
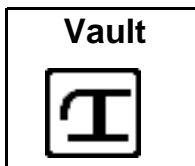


Gr3

No	Name	Club	Team	Comp	D	VT			D	UB		D	BB		D	FX		D	RC		AA						
74	Katie Lily	Jones	South West	Gr3-South West	Gr3	4.0	13.200	8	=	4.0	12.800	24	=	4.0	12.450	1	=	4.0	11.950	12	=	4.0	13.300	3	=	63.700	1
62	Emer	Hancock	West Midlands	Gr3-West Midlands	Gr3	4.0	13.100	12	=	4.0	13.100	2	=	4.0	12.200	5	=	4.0	11.900	14	=	4.0	13.300	3	=	63.600	2
55	Rachel	Heron	North West	Gr3-North West	Gr3	4.0	13.300	4	=	4.0	12.700	33	=	4.0	12.150	6	=	4.0	12.250	4	=	4.0	13.050	12	=	63.450	3
68	Amira	Hojeij	South East	Gr3-South East	Gr3	4.0	13.100	12	=	4.0	12.950	14	=	4.0	11.700	14	=	4.0	12.200	5	=	4.0	13.150	9	=	63.100	4
63	Kristelle	De Leon	West Midlands	Gr3-West Midlands	Gr3	4.0	12.900	23	=	4.0	12.900	19	=	4.0	12.450	1	=	4.0	12.100	8	=	3.5	12.650	30	=	63.000	5
77	Alice	Wintle	South West	Gr3-South West	Gr3	4.0	13.200	8	=	4.0	13.000	8	=	4.0	12.250	4	=	4.0	12.150	6	=	3.5	12.250	40	=	62.850	6
73	Menna	Watkins	Wales	Gr3-Wales	Gr3	4.0	13.350	1	=	4.0	13.050	4	=	4.0	12.000	7	=	3.5	11.600	27	=	4.0	12.700	26	=	62.700	7
71	Chloe	Weston	Wales	Gr3-Wales	Gr3	4.0	13.050	15	=	4.0	13.100	2	=	4.0	11.650	16	=	4.0	12.050	9	=	4.0	12.800	25	=	62.650	8
89	Jennifer	Gadirova	London	Gr3-London	Gr3	4.0	12.700	41	=	4.0	13.050	4	=	4.0	11.850	12	=	3.5	11.700	24	=	4.0	13.200	7	=	62.500	9
79	Amber	Pellici	East	Gr3-East	Gr3	4.0	12.950	21	=	4.0	12.800	24	=	4.0	12.000	7	=	4.0	11.450	31	=	4.0	13.300	3	=	62.500	9
72	Ella	Davies	Wales	Gr3-Wales	Gr3	4.0	13.250	6	=	4.0	13.000	8	=	4.0	11.200	27	=	4.0	11.900	14	=	4.0	13.000	17	=	62.350	11
86	Louise	Darcy	London	Gr3-London	Gr3	4.0	13.000	18	=	4.0	12.900	19	=	4.0	11.850	12	=	4.0	12.050	9	=	4.0	12.500	35	=	62.300	12
102	Hannah	Peggs	North of England	Gr3-North of England	Gr3	4.0	12.800	31	=	4.0	12.800	24	=	4.0	11.900	10	=	3.5	11.450	31	=	4.0	13.300	3	=	62.250	13
81	Chloee	Tomlin	East	Gr3-East	Gr3	4.0	13.250	6	=	4.0	12.900	19	=	4.0	10.850	38	=	4.0	11.850	16	=	4.0	13.400	1	=	62.250	13
70	Anya	Niven	Wales	Gr3-Wales	Gr3	4.0	13.050	15	=	4.0	13.050	4	=	4.0	10.750	39	=	4.0	12.300	1	=	4.0	12.950	21	=	62.100	15
76	Katie	Francis	South West	Gr3-South West	Gr3	4.0	13.350	1	=	4.0	12.850	22	=	4.0	10.550	42	=	4.0	12.300	1	=	4.0	13.050	12	=	62.100	15
69	Grace	Davison	South East	Gr3-South East	Gr3	4.0	13.150	10	=	4.0	13.000	8	=	4.0	11.650	16	=	4.0	11.800	19	=	4.0	12.450	37	=	62.050	17
67	Scarlett	Tidy	South East	Gr3-South East	Gr3	4.0	12.750	37	=	4.0	12.750	27	=	4.0	11.700	14	=	4.0	11.750	21	=	4.0	13.000	17	=	61.950	18
80	Charlotte	Mitchell	East	Gr3-East	Gr3	4.0	13.300	4	=	4.0	12.750	27	=	4.0	11.050	31	=	4.0	11.950	12	=	4.0	12.850	22	=	61.900	19
65	Dinah	Pisoni	West Midlands	Gr3-West Midlands	Gr3	4.0	12.900	23	=	4.0	13.000	8	=	3.5	10.900	36	=	4.0	11.850	16	=	4.0	13.150	9	=	61.800	20
92	Charlie	Turner	Yorkshire	Gr3-Yorkshire	Gr3	4.0	13.000	18	=	4.0	12.700	33	=	4.0	11.300	22	=	3.5	11.250	37	=	4.0	13.400	1	=	61.650	21
78	Alice	Tall	East	Gr3-East	Gr3	4.0	12.900	23	=	4.0	12.850	22	=	4.0	10.900	36	=	4.0	11.750	21	=	4.0	13.200	7	=	61.600	22
84	Isla	Raeburn-Potter	Scotland	Gr3-Scotland	Gr3	4.0	12.700	41	=	4.0	12.750	27	=	4.0	10.750	39	=	4.0	12.150	6	=	4.0	13.050	12	=	61.400	23
97	Nyah	Reddyhough	South	Gr3-South	Gr3	4.0	12.800	31	=	4.0	12.950	14	=	4.0	11.250	24	=	4.0	11.650	26	=	4.0	12.700	26	=	61.350	24
101	Katie	Leadbitter	North of England	Gr3-North of England	Gr3	4.0	12.550	48	=	4.0	12.950	14	=	4.0	11.050	31	=	4.0	11.550	29	=	4.0	13.050	12	=	61.150	25
75	Carly	Cox	South West	Gr3-South West	Gr3	4.0	13.050	15	=	4.0	12.150	47	=	4.0	11.250	24	=	4.0	11.750	21	=	4.0	12.850	22	=	61.050	26
66	Ai Mei	Lummis	South East	Gr3-South East	Gr3	4.0	12.650	46	=	4.0	12.950	14	=	4.0	11.200	27	=	4.0	12.000	11	=	3.5	12.200	42	=	61.000	27
93	Elisa	Bronzini	Yorkshire	Gr3-Yorkshire	Gr3	4.0	13.350	1	=	4.0	13.200	1	=	4.0	11.000	35	=	4.0	12.300	1	=	3.0	11.100	49	=	60.950	28
56	Alice	Mackinnon	North West	Gr3-North West	Gr3	4.0	13.000	18	=	4.0	12.500	39	=	4.0	11.300	22	=	3.5	11.050	42	=	4.0	13.100	11	=	60.950	28
96	Summa	Hammond	South	Gr3-South	Gr3	4.0	12.750	37	=	4.0	13.050	4	=	4.0	11.600	18	=	3.5	11.250	37	=	3.0	12.200	42	=	60.850	30

2015 Grades 4321

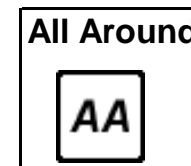


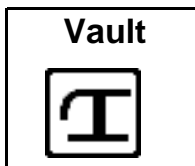
Women's Artistic



90	Erin	Vallance	Yorkshire	Gr3-Yorkshire	Gr3	4.0	12.800	31 =	4.0	12.750	27 =	4.0	11.400	21	3.5	11.150	41	4.0	12.700	26 =	60.800	31	
103	Yasmin	Lane	North of England	Gr3-North of England	Gr3	4.0	12.900	23 =	4.0	12.300	44	4.0	11.100	30	4.0	11.850	16 =	4.0	12.550	33 =	60.700	32	
99	Lucy	Worthington	Isle Of Man	Gr3-Isle Of Man	Gr3	4.0	12.850	27 =	4.0	13.000	8 =	4.0	10.750	39 =	3.5	11.200	39 =	3.5	12.850	22 =	60.650	33	
95	Summer	Blake	South	Gr3-South	Gr3	4.0	12.850	27 =	4.0	12.950	14 =	4.0	12.300	3	3.5	10.900	46 =	3.5	11.600	47	60.600	34	
85	Lucia	Coggins	Scotland	Gr3-Scotland	Gr3	4.0	12.950	21 =	4.0	12.000	49 =	4.0	11.900	10 =	3.5	11.400	33 =	3.5	12.300	39	60.550	35	
94	Karley	Moreton	South	Gr3-South	Gr3	4.0	12.750	37 =	4.0	12.450	40	4.0	11.250	24 =	4.0	11.800	19 =	4.0	12.250	40 =	60.500	36	
82	Olivia	Young	Scotland	Gr3-Scotland	Gr3	4.0	12.800	31 =	4.0	13.000	8 =	4.0	11.450	19 =	4.0	11.700	24 =	3.0	11.500	48	60.450	37	
54	Mica	Drameh	North West	Gr3-North West	Gr3	4.0	13.100	12 =	4.0	12.650	36 =	4.0	10.400	44	4.0	11.350	36	4.0	12.550	33 =	60.050	38	
64	Isabella	Blackburn	West Midlands	Gr3-West Midlands	Gr3	4.0	13.150	10 =	4.0	12.750	27 =	4.0	9.900	47 =	4.0	11.200	39 =	4.0	13.000	17 =	60.000	39	
57	Sarah	Fard	North West	Gr3-North West	Gr3	4.0	12.800	31 =	4.0	12.700	33 =	3.5	10.450	43	3.5	10.900	46 =	4.0	13.050	12 =	59.900	40	
87	Harriet	Yap	London	Gr3-London	Gr3	4.0	12.850	27 =	4.0	11.850	51	3.5	11.050	31 =	4.0	11.600	27 =	3.5	12.450	37 =	59.800	41	
61	Saffron	Belfon	East Midlands	Gr3-East Midlands	Gr3	4.0	12.700	41 =	4.0	12.200	45 =	4.0	11.950	9	3.5	11.050	42 =	3.5	11.800	46	59.700	42 =	
88	Holly	Henson	London	Gr3-London	Gr3	4.0	12.750	37 =	4.0	12.650	36 =	4.0	11.150	29	3.0	10.150	50	4.0	13.000	17 =	59.700	42 =	
59	Mae	Wilkinson	East Midlands	Gr3-East Midlands	Gr3	4.0	12.850	27 =	4.0	12.550	38	4.0	10.250	45	4.0	11.500	30	4.0	12.500	35 =	59.650	44	
83	Scarlett	Thomson	Scotland	Gr3-Scotland	Gr3	4.0	12.350	50	4.0	12.750	27 =	4.0	11.450	19 =	3.5	11.400	33 =	3.0	10.750	50	58.700	45	
58	Lily	Moss	East Midlands	Gr3-East Midlands	Gr3	4.0	12.550	48 =	4.0	12.150	47 =	4.0	11.050	31 =	4.0	11.050	42 =	3.5	11.850	45	58.650	46 =	
91	Amy	Galea	Yorkshire	Gr3-Yorkshire	Gr3	4.0	12.700	41 =	4.0	12.400	41	4.0	9.850	49	3.5	11.000	45	4.0	12.700	26 =	58.650	46 =	
98	Abigail	Mellor	Isle Of Man	Gr3-Isle Of Man	Gr3	4.0	12.650	46 =	4.0	12.350	42 =	3.5	10.000	46	3.5	10.700	48	4.0	12.600	31 =	58.300	48	
104	Elisha	Yorke	North of England	Gr3-North of England	Gr3	4.0	12.800	31 =	4.0	12.350	42 =	4.0	9.900	47 =	3.5	10.550	49	4.0	12.100	44	57.700	49	
60	Caitlin	Woods	East Midlands	Gr3-East Midlands	Gr3	4.0	12.700	41 =	4.0	12.000	49 =	4.0	9.500	50	4.0	11.400	33 =	2.5	10.600	51	56.200	50	
100	Rhonda	Whittaker	Isle Of Man	Gr3-Isle Of Man	Gr3	4.0	12.250	51	4.0	12.200	45 =	3.5	8.800	51	4.0	10.000	51	4.0	12.600	31 =	55.850	51	

2015 Grades 4321

Women's Artistic

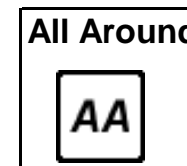

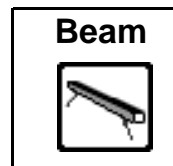
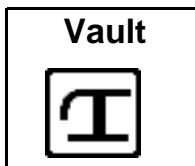


Gr2

No	Name	Club	Team	Comp	D	VT			D	UB		D	BB		D	FX		D	RC			AA						
141	Anais	Wroe	North West	Gr2-North West	Gr2	4.0	12.550	16	=	4.0	12.650	6	=	4.0	12.500	1	4.0	12.000	8	=	4.0	12.650	16	=	62.350	1		
128	Olivia	Morgan	Wales	Gr2-Wales	Gr2	4.0	12.450	24	=	4.0	12.550	12	=	4.0	11.850	7	4.0	12.200	4	4.0	12.800	13			61.850	2		
120	Emma	Hill	East	Gr2-East	Gr2	4.0	12.350	36	=	4.0	12.750	4	4.0	11.700	8	4.0	11.700	18	=	4.0	13.050	7	=		61.550	3		
139	Sian	Foster	North West	Gr2-North West	Gr2	4.0	12.750	7	=	4.0	12.150	26	4.0	11.450	12	=	4.0	12.500	1	=	3.5	12.650	16	=		61.500	4	
138	Georgia	Hanna	North West	Gr2-North West	Gr2	4.0	12.700	9	=	4.0	11.850	33	4.0	12.300	2	=	3.5	11.150	36	=	4.0	13.400	2			61.400	5	
119	Holly	Eke	East	Gr2-East	Gr2	4.0	12.400	29	=	4.0	12.850	2	=	4.0	11.450	12	=	4.0	11.750	16	=	4.0	12.900	11			61.350	6
127	Sioned	Thomas	Wales	Gr2-Wales	Gr2	4.0	12.900	2	=	4.0	12.600	9	=	4.0	11.500	11	3.5	11.800	15	=	4.0	12.450	25	=		61.250	7	
150	Elena	Marsh	South West	Gr2-South West	Gr2	4.0	12.850	4	=	4.0	12.850	2	=	4.0	11.350	15	4.0	11.700	18	=	4.0	12.500	23	=		61.250	7	
105	Lauryn	Armstrong	North of England	Gr2-North of England	Gr2	4.0	12.600	12	=	4.0	12.600	9	=	4.0	11.250	17	=	4.0	11.750	16	=	4.0	13.050	7	=		61.250	7
133	Tulsi	Bevil	London	Gr2-London	Gr2	4.0	12.500	19	=	4.0	12.500	14	=	4.0	11.650	9	4.0	12.250	3	4.0	12.250	28	=			61.150	10	
118	Jessica	Howland	East	Gr2-East	Gr2	4.0	12.250	40	=	4.0	12.050	29	=	4.0	12.300	2	=	4.0	11.300	28	=	4.0	13.150	3	=		61.050	11
136	Kate	Ashley	West Midlands	Gr2-West Midlands	Gr2	4.0	12.400	29	=	3.5	11.800	34	=	4.0	12.150	4	3.5	11.600	21	=	4.0	13.050	7	=		61.000	12	
153	Emma	Adams	South West	Gr2-South West	Gr2	4.0	12.400	29	=	4.0	12.650	6	=	4.0	10.800	27	=	4.0	11.950	10	=	4.0	13.050	7	=		60.850	13
117	Amy	Conway	Yorkshire	Gr2-Yorkshire	Gr2	4.0	12.400	29	=	4.0	12.500	14	=	4.0	11.250	17	=	4.0	11.350	27		4.0	13.150	3	=		60.650	14
149	Kira	Cosgrove	South	Gr2-South	Gr2	4.0	12.250	40	=	4.0	12.200	24	=	4.0	10.900	25	=	4.0	11.700	18	=	4.0	13.500	1			60.550	15
113	Chloe	Donnelly	Isle Of Man	Gr2-Isle Of Man	Gr2	4.0	12.800	6		4.0	11.650	39	4.0	10.800	27	=	4.0	12.500	1	=	4.0	12.750	14			60.500	16	
110	Scarlett	Cherry	South East	Gr2-South East	Gr2	4.0	12.200	44	=	4.0	12.300	20	=	3.5	11.200	20	4.0	11.900	12	=	3.5	12.450	25	=		60.050	17	
131	Racheal	Ryan-Reid	London	Gr2-London	Gr2	4.0	12.750	7	=	4.0	12.450	16	=	4.0	10.900	25	=	3.5	11.300	28	=	3.5	12.600	20	=		60.000	18
130	Leah	Gordon	London	Gr2-London	Gr2	4.0	12.600	12	=	4.0	12.550	12	=	4.0	11.050	21	=	3.5	11.600	21	=	3.5	12.150	30	=		59.950	19
111	Faith	Wilks	South East	Gr2-South East	Gr2	4.0	12.200	44	=	4.0	12.450	16	=	4.0	11.450	12	=	4.0	11.550	24		3.5	12.250	28	=		59.900	20
137	Niamh	Durham	West Midlands	Gr2-West Midlands	Gr2	4.0	12.450	24	=	4.0	12.350	19	3.5	10.350	37	=	3.5	11.600	21	=	4.0	13.100	6			59.850	21	
132	Iona	Moir	London	Gr2-London	Gr2	4.0	12.700	9	=	4.0	12.300	20	=	4.0	11.950	5	3.5	11.200	35		3.0	11.650	37			59.800	22	
126	Shauna	Purnell	Wales	Gr2-Wales	Gr2	4.0	12.500	19	=	4.0	12.400	18	4.0	11.250	17	=	4.0	12.000	8	=	3.5	11.150	40	=		59.300	23	
114	Jessica	Healy-Jacques	Yorkshire	Gr2-Yorkshire	Gr2	4.0	12.900	2	=	4.0	12.100	27	=	4.0	9.300	45	4.0	12.100	5	=	4.0	12.850	12			59.250	24	
151	Nicole	Parsons	South West	Gr2-South West	Gr2	4.0	12.500	19	=	3.5	11.050	43	=	4.0	10.500	34	4.0	11.900	12	=	4.0	13.150	3	=		59.100	25	
140	Lydia	Cowie	North West	Gr2-North West	Gr2	4.0	12.450	24	=	4.0	12.050	29	=	4.0	11.050	21	=	3.5	11.150	36	=	3.5	12.350	27			59.050	26
135	India-Rose	Cox	West Midlands	Gr2-West Midlands	Gr2	4.0	12.950	1		4.0	12.300	20	=	4.0	9.750	41	3.5	11.250	33	=	4.0	12.650	16	=		58.900	27	
148	Amelia	Scott	South	Gr2-South	Gr2	4.0	12.100	46		3.5	11.750	36	=	4.0	10.350	37	=	4.0	11.950	10	=	3.5	12.600	20	=		58.750	28
112	Grace	Miller	South East	Gr2-South East	Gr2	4.0	12.400	29	=	4.0	10.650	46	4.0	11.600	10	4.0	12.100	5	=	3.5	11.950	32	=		58.700	29		
145	Pippa	Chalmers	East Midlands	Gr2-East Midlands	Gr2	4.0	12.700	9	=	4.0	11.800	34	=	4.0	9.700	42	=	4.0	11.900	12	=	4.0	12.600	20	=		58.700	29

2015 Grades 4321

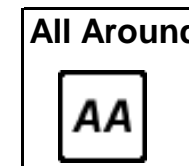


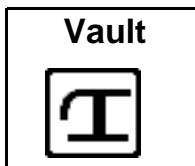
Women's Artistic



152	JASMINE	FROST	South West	Gr2-South West	Gr2	4.0	12.500	19	=	3.5	11.950	31	=	4.0	10.200	39	=	3.5	11.450	25	=	3.5	12.500	23	=	58.600	31		
134	Sophie	Garbett	West Midlands	Gr2-West Midlands	Gr2	4.0	12.550	16	=	4.0	12.650	6	=	4.0	10.650	31	=	3.5	11.150	36	=	3.5	11.400	39		58.400	32	=	
122	Holly	Hixon	Scotland	Gr2-Scotland	Gr2	4.0	11.950	47		3.5	11.550	40		4.0	11.900	6		3.5	11.300	28	=	4.0	11.700	34	=	58.400	32	=	
143	Sophie	Winfield	East Midlands	Gr2-East Midlands	Gr2	4.0	12.250	40	=	3.5	11.100	42		4.0	10.750	29		4.0	11.450	25	=	4.0	12.650	16	=	58.200	34		
107	Lauren	Hearfield	North of England	Gr2-North of England	Gr2	4.0	12.850	4	=	4.0	12.250	23		4.0	10.450	35	=	4.0	12.050	7		3.0	10.400	46		58.000	35		
144	Naomi	Wright	East Midlands	Gr2-East Midlands	Gr2	4.0	12.550	16	=	4.0	10.950	45		4.0	11.300	16		3.5	11.050	40		3.5	11.950	32	=	57.800	36		
124	Leah	Reid	Scotland	Gr2-Scotland	Gr2	4.0	12.400	29	=	4.0	12.700	5		4.0	10.550	33		3.5	10.950	41	=	3.5	10.850	43		57.450	37		
147	Danielle	Rutland	South	Gr2-South	Gr2	4.0	12.250	40	=	4.0	11.750	36	=	4.0	10.450	35	=	3.5	11.300	28	=	3.0	11.500	38		57.250	38		
226	Rebecca	Dunn	Scotland	Gr2-Scotland	Gr2	4.0	12.600	12	=	4.0	11.950	31	=	3.5	9.500	44		3.5	10.950	41	=	3.5	11.700	34	=	56.700	39	=	
146	Emily	Sly	South	Gr2-South	Gr2	4.0	12.450	24	=	3.5	11.500	41		4.0	9.900	40		3.5	11.150	36	=	3.5	11.700	34	=	56.700	39	=	
115	Nina	Deery	Yorkshire	Gr2-Yorkshire	Gr2	4.0	12.500	19	=	4.0	12.600	9	=	4.0	8.850	46		4.0	11.300	28	=	3.5	11.150	40	=	56.400	41		
109	Caitlin	Firth	South East	Gr2-South East	Gr2	4.0	12.300	38	=	3.5	11.050	43	=	4.0	10.700	30		4.0	11.250	33	=	3.5	10.700	44		56.000	42		
116	Hannah	Cowell-Jones	Yorkshire	Gr2-Yorkshire	Gr2	4.0	12.300	38	=	4.0	12.200	24	=	4.0	10.650	31	=	3.5	9.900	46		2.5	10.450	45		55.500	43		
227	Paige	Sheen	Wales	Gr2-Wales	Gr2	4.0	12.400	29	=	4.0	12.100	27	=	4.0	11.050	21	=	3.5	10.800	45		3.5	9.100	47		55.450	44		
125	Leandra Iona	Gray	Scotland	Gr2-Scotland	Gr2	4.0	12.350	36	=	4.0	11.750	36	=	4.0	9.700	42	=	3.0	8.600	47		3.5	12.150	30	=	54.550	45		
142	Ella-Mae	Jones	East Midlands	Gr2-East Midlands	Gr2	4.0	12.600	12	=	3.5	8.400	48		4.0	8.000	47		3.5	10.900	43		3.0	11.000	42		50.900	46		
121	Lucy	McCarthy	East	Gr2-East	Gr2	0.0	0.000	48	=	4.0	12.950	1		4.0	11.000	24		3.5	10.850	44		4.0	12.700	15		47.500	47		
106	Elizabeth	Jones	North of England	Gr2-North of England	Gr2	4.0	12.450	24	=	3.0	8.850	47		3.5	6.250	48		0.0	0.000	48	=	0.0	0.000	48	=	27.550	48		

2015 Grades 4321

Women's Artistic

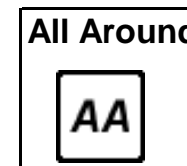

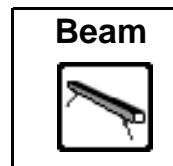
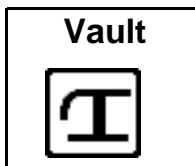


Gr1

No	Name	Club	Team	Comp	D	VT		D	UB		D	BB		D	FX		D	RC		AA		
160	Tomique	Gibson	London	Gr1-London	Gr1	4.0	13.150	1	4.0	13.000	1	4.0	11.700	3	4.0	12.500	1	3.5	12.250	29	62.600	1
158	Emily	Moore	London	Gr1-London	Gr1	4.0	12.650	9	4.0	12.450	16	4.0	12.150	1	4.0	12.250	2	3.5	12.500	21	62.000	2
192	Jessica	Daykin	South West	Gr1-South West	Gr1	3.5	12.300	29	4.0	12.600	10	4.0	12.150	1	3.5	11.300	17	4.0	13.300	1	61.650	3
161	Noemi	Seminara	London	Gr1-London	Gr1	4.0	12.700	4	4.0	12.700	6	4.0	11.200	10	4.0	11.950	6	4.0	13.050	4	61.600	4
173	Ellen	Donaldson	South	Gr1-South	Gr1	4.0	12.300	29	4.0	12.950	2	3.5	10.800	15	4.0	12.100	4	4.0	13.250	2	61.400	5
197	Carrlisa	Alleyne	Wales	Gr1-Wales	Gr1	4.0	12.700	4	4.0	12.800	3	4.0	11.500	4	4.0	12.200	3	4.0	11.950	33	61.150	6
193	Sophie	Simpkins	South West	Gr1-South West	Gr1	4.0	12.700	4	4.0	12.400	18	4.0	11.450	7	4.0	11.850	7	4.0	12.550	16	60.950	7
163	Amelia	Evans	East	Gr1-East	Gr1	4.0	12.300	29	4.0	12.650	8	4.0	11.500	4	3.5	11.150	19	4.0	12.900	7	60.500	8
178	Rachael	Page	South East	Gr1-South East	Gr1	4.0	12.550	12	4.0	11.900	23	4.0	11.500	4	3.5	11.650	13	4.0	12.550	16	60.150	9
154	Sophie	Nicoll	West Midlands	Gr1-West Midlands	Gr1	4.0	12.500	17	4.0	12.550	14	4.0	9.950	26	4.0	11.850	7	4.0	12.750	8	59.600	10
162	Tilly	Hedges	East	Gr1-East	Gr1	4.0	11.150	40	4.0	12.800	3	4.0	11.150	11	3.5	11.400	14	4.0	12.600	14	59.100	11
196	Macey	Chapman	Wales	Gr1-Wales	Gr1	4.0	12.400	25	4.0	11.850	24	4.0	10.300	17	3.5	11.700	11	4.0	12.750	8	59.000	12
191	Robyn	Ellison	South West	Gr1-South West	Gr1	4.0	12.450	21	4.0	12.750	5	4.0	11.350	8	3.5	9.850	41	4.0	12.400	26	58.800	13
168	Teri	Williams	North West	Gr1-North West	Gr1	4.0	12.700	4	3.5	11.200	30	4.0	11.050	12	4.0	11.700	11	3.5	12.000	32	58.650	14
174	Kaliska	Nowers	South	Gr1-South	Gr1	4.0	12.400	25	4.0	12.450	16	4.0	9.900	27	3.0	10.500	32	4.0	13.100	3	58.350	15
187	Daisy	Willcocks	Scotland	Gr1-Scotland	Gr1	4.0	12.150	35	4.0	12.150	22	4.0	10.950	13	3.0	10.250	37	4.0	12.750	8	58.250	16
169	Mia	Galloway	North West	Gr1-North West	Gr1	4.0	12.550	12	4.0	12.600	10	3.5	9.700	29	3.0	10.700	28	4.0	12.550	16	58.100	17
188	Carly	McFadden	Scotland	Gr1-Scotland	Gr1	4.0	12.800	3	3.5	11.550	27	4.0	10.200	21	3.5	10.750	27	4.0	12.750	8	58.050	18
194	Nia	Eales	Wales	Gr1-Wales	Gr1	3.5	11.450	39	3.5	11.450	28	4.0	11.300	9	3.5	11.350	15	4.0	12.400	26	57.950	19
166	Megan	Bramley	Yorkshire	Gr1-Yorkshire	Gr1	4.0	12.950	2	3.5	11.850	24	3.5	10.250	20	3.0	10.650	30	4.0	12.200	30	57.900	20
171	Elise	Waugh	North West	Gr1-North West	Gr1	4.0	12.450	21	4.0	12.200	21	3.5	9.150	32	3.5	11.350	15	4.0	12.450	23	57.600	21
159	Lola	Eftekhari	London	Gr1-London	Gr1	4.0	12.300	29	3.5	11.000	32	4.0	10.900	14	3.0	10.900	25	4.0	12.500	21	57.600	21
181	Lara	Stembridge	South East	Gr1-South East	Gr1	4.0	12.550	12	4.0	11.250	29	4.0	10.150	24	3.0	10.700	28	4.0	12.700	13	57.350	23
180	Eve	Hudson	South East	Gr1-South East	Gr1	4.0	12.450	21	4.0	12.600	10	4.0	8.850	36	3.0	10.800	26	3.5	12.300	28	57.000	24
157	Harriet	Price	West Midlands	Gr1-West Midlands	Gr1	4.0	12.250	33	4.0	12.700	6	3.5	10.550	16	3.5	8.900	42	4.0	12.550	16	56.950	25
170	Olivia	Buckley	North West	Gr1-North West	Gr1	4.0	12.500	17	4.0	12.500	15	4.0	9.500	30	3.0	9.900	40	3.5	12.450	23	56.850	26
179	Josie	Griffiths	South East	Gr1-South East	Gr1	4.0	12.700	4	3.5	10.750	33	3.5	10.300	17	4.0	11.750	9	3.0	11.300	36	56.800	27
155	Imogen	Evans	West Midlands	Gr1-West Midlands	Gr1	4.0	12.500	17	4.0	11.800	26	4.0	10.300	17	3.0	10.300	36	4.0	11.850	35	56.750	28
186	Megan	Wright	Scotland	Gr1-Scotland	Gr1	4.0	12.400	25	4.0	12.350	19	3.0	8.700	37	3.5	11.200	18	4.0	11.900	34	56.550	29
190	Kristy	Gray	South West	Gr1-South West	Gr1	4.0	12.350	28	3.5	9.700	39	4.0	10.200	21	4.0	11.100	22	4.0	12.750	8	56.100	30

2015 Grades 4321

Women's Artistic



189	Erin	Fraser	Scotland	Gr1-Scotland	Gr1	4.0	12.050	36	=	4.0	12.600	10	=	3.0	8.450	39	=	3.0	10.500	32	=	4.0	12.450	23	=	56.050	31		
164	Harriet	Chatt	East	Gr1-East	Gr1	4.0	12.550	12	=	3.0	10.450	35	=	4.0	10.100	25	=	3.0	10.100	38	=	4.0	12.550	16	=	55.750	32		
156	Megan	Neale	West Midlands	Gr1-West Midlands	Gr1	4.0	12.200	34		3.5	11.050	31		3.5	8.700	37	=	3.5	10.600	31		4.0	12.600	14	=	55.150	33		
183	Alicia	Cartlidge	East Midlands	Gr1-East Midlands	Gr1	4.0	12.600	10	=	3.5	10.350	37		3.5	9.750	28		4.0	12.050	5		2.5	9.600	40	=	54.350	34		
185	Finley	Smith	City of Worcester		Gr1	4.0	11.950	37	=	4.0	12.650	8	=	3.0	9.000	33		2.5	10.100	38	=	3.0	10.450	38		54.150	35		
172	Rebekah	Mooney	Stockport		Gr1	4.0	12.600	10	=	3.5	8.250	40		4.0	7.350	41		4.0	11.750	9	=	3.0	11.150	37		51.100	36		
182	Molly	Simpson	East Midlands	Gr1-East Midlands	Gr1	4.0	12.550	12	=	3.0	7.350	41		4.0	10.200	21	=	3.5	11.100	22	=	2.5	9.600	40	=	50.800	37		
195	Ffion	Thomas	Wales	Gr1-Wales	Gr1	3.5	11.950	37	=	3.5	6.250	42		4.0	8.900	34	=	3.5	11.150	19	=	4.0	12.100	31		50.350	38		
184	Felicia	Miloro	East Midlands	Gr1-East Midlands	Gr1	4.0	12.500	17	=	4.0	9.900	38		3.0	8.300	40		3.0	10.400	35		2.5	9.200	42		50.300	39		
237	Jessica	Wells	South	Gr1-South	Gr1	4.0	12.450	21	=	3.5	10.450	35	=	3.0	6.350	42		3.5	11.000	24		2.5	9.650	39		49.900	40		
175	Ashley	Preston	South	Gr1-South	Gr1	0.0	0.000	41	=	3.5	12.250	20		4.0	9.350	31		3.5	11.150	19	=	4.0	13.000	5		45.750	41		
165	Kylah	Tranfield	East	Gr1-East	Gr1	0.0	0.000	41	=	3.5	10.600	34		4.0	8.900	34	=	3.5	10.450	34		4.0	12.950	6		42.900	42		

2015 Grades 4321 Results

Gr4

Team	VT	UB	BB	FX	RC	Total	Posn					
Gr4-London	39.100	40.050	36.450	36.350	39.700	191.650	1	Ella Little	Isabella Fletcher	Jessica Gadirova	Ellarae Quist	Millie Hopper
Gr4-East	40.150	39.550	37.050	34.950	39.050	190.750	2	Sasha Cherry	Liliana Moring	Hollie Ofori-Sampong	Ella Tomlin	Helena Hall
Gr4-North West	39.000	39.150	36.450	35.650	39.700	189.950	3	Libby Kilbourne	Sofia Rodriguez Mendoza	Emma Routs	Caitlin Pooke	Sophie Mills
Gr4-South	39.100	39.350	35.800	36.650	38.750	189.650	4	Claudia Garner	Maisie Gibson	Zoe Pugsley	Amelie Thorne	Poppy Whelehan
Gr4-Wales	38.450	39.100	36.450	35.550	38.050	187.600	5	Imogen Shaw-Davies	Hannah Rees	Skyla Sims	Elin Burnett	Caitlin Boyle
Gr4-North of England	39.350	38.950	35.100	34.700	38.000	186.100	6	Harriet Gibson	Laura Nelson	Emily Marsden	Charlotte Moralee	
Gr4-East Midlands	38.750	38.050	35.050	34.350	37.900	184.100	7	Charlotte Thomas	Alice Knights	Isabel Morgan	Grace Ally	Daisy Greaves
Gr4-Yorkshire	38.800	38.800	34.300	34.450	37.450	183.800	8	Isabel Ritchie	Shannon Bielby	Lauren Hayes	Isla Waddington	Ally Booker
Gr4-South East	38.050	39.050	34.550	34.650	37.400	183.700	9	Lucy Gunn	Jodie Graves	Millie Craven	Poppy Griggs	Charley Bargman
Gr4-West Midlands	38.600	38.700	34.450	34.850	36.850	183.450	10	Sophia Booth	Anna Bambrook	Kelsie Clohessy-Daly	Tori Markham	Isobel Johnson
Gr4-South West	38.100	38.950	32.500	35.250	38.150	182.950	11	Violet Browne	Isabel Ostling	Sarah Etheridge	Sian Meadows	Emmy Turner
Gr4-Scotland	38.850	38.400	35.050	34.150	36.400	182.850	12	Lara Storrie	Abbie Nicholl	Lalita Hirani	Eilidh Gorrell	Emily Morrison
Gr4-Isle Of Man	38.900	38.200	31.550	33.150	33.600	175.400	13	Grace Roberts	Jenna Nicol	Leah Bibby	Maya Kewley	

2015 Grades 4321 Results

Gr3

Team	VT	UB	BB	FX	RC	Total	Posn					
Gr3-South West	39.750	38.650	35.950	36.400	39.200	189.950	1	Katie Lily Jones	Carly Cox	Katie Francis	Alice Wintle	Chloe Tinsley
Gr3-West Midlands	39.150	39.000	35.550	35.850	39.450	189.000	2	Emer Hancock	Kristelle De Leon	Isabella Blackburn	Dinah Pisoni	Olivia Benson-Stelling
Gr3-Wales	39.650	39.200	34.850	36.250	38.750	188.700	3	Anya Niven	Chloe Weston	Ella Davies	Menna Watkins	Katelyn King
Gr3-South East	39.000	38.900	35.050	36.000	38.600	187.550	4	Ai Mei Lummis	Scarlett Tidy	Amira Hojeij	Grace Davison	Honesty South
Gr3-East	39.500	38.550	33.950	35.550	39.900	187.450	5	Alice Tall	Amber Pellici	Charlotte Mitchell	Chloee Tomlin	Amber Penaliggon
Gr3-London	38.600	38.600	34.850	35.350	38.700	186.100	6	Louise Darcy	Harriet Yap	Holly Henson	Jennifer Gadirova	Sophia Waller
Gr3-North West	39.400	38.050	33.900	34.650	39.200	185.200	7	Mica Drameh	Rachel Heron	Alice Mackinnon	Sarah Fard	Grace Haughton
Gr3-Yorkshire	39.150	38.650	33.700	34.700	38.800	185.000	8	Erin Vallance	Amy Galea	Charlie Turner	Elisa Bronzini	Kaia Stead-Price
Gr3-North of England	38.500	38.100	34.050	34.850	38.900	184.400	9	Katie Leadbitter	Hannah Peggs	Yasmin Lane	Elisha Yorke	Maya Taylor
Gr3-South	38.400	38.950	35.150	34.700	37.150	184.350	10	Karley Moreton	Summer Blake	Summa Hammond	Nyah Reddyhough	Poppy Hanscomb
Gr3-Scotland	38.450	38.500	34.800	35.250	36.850	183.850	11	Olivia Young	Scarlett Thomson	Isla Raeburn-Potter	Lucia Coggins	Holly Roberts
Gr3-East Midlands	38.250	36.900	33.250	33.950	36.150	178.500	12	Lily Moss	Mae Wilkinson	Caitlin Woods	Saffron Belfon	Hallie Elkington
Gr3-Isle Of Man	37.750	37.550	29.550	31.900	38.050	174.800	13	Abigail Mellor	Lucy Worthington	Rhonda Whittaker		

2015 Grades 4321 Results

Gr2

Team	VT	UB	BB	FX	RC	Total	Posn					
Gr2-North West	38.000	36.850	36.250	35.650	38.700	185.450	1	Georgia Hanna	Sian Foster	Lydia Cowie	Anais Wroe	Jasmine Carey
Gr2-East	37.000	38.550	35.450	34.750	39.100	184.850	2	Jessica Howland	Holly Eke	Emma Hill	Lucy McCarthy	Amelia Richards
Gr2-Wales	37.850	37.550	34.600	36.000	36.400	182.400	3	Shauna Purnell	Sioned Thomas	Olivia Morgan	Evie Lawrence	Paige Sheen
Gr2-London	38.050	37.500	34.650	35.150	37.000	182.350	4	Leah Gordon	Racheal Ryan-Reid	Iona Moir	Tulsi Bevil	Miyuki Kanetsuka
Gr2-South West	37.850	37.450	32.650	35.550	38.700	182.200	5	Elena Marsh	Nicole Parsons	JASMINE FROST	Emma Adams	Aimee Westlake
Gr2-West Midlands	37.950	37.300	33.150	34.450	38.800	181.650	6	Sophie Garbett	India-Rose Cox	Kate Ashley	Niamh Durham	Bethany Maitland
Gr2-South East	36.900	35.800	34.250	35.550	36.650	179.150	7	Caitlin Firth	Scarlett Cherry	Faith Wilks	Grace Miller	Anna Hughes
Gr2-Yorkshire	37.800	37.300	31.200	34.750	37.150	178.200	8	Jessica Healy-Jacques	Nina Deery	Hannah Cowell-Jones	Amy Conway	
Gr2-South	36.950	35.700	31.700	34.950	37.800	177.100	9	Emily Sly	Danielle Rutland	Amelia Scott	Kira Cosgrove	Katie Davis
Gr2-East Midlands	37.850	33.850	31.750	34.400	37.200	175.050	10	Ella-Mae Jones	Sophie Winfield	Naomi Wright	Pippa Chalmers	Caprice Miloro
Gr2-Scotland	37.350	36.400	32.150	33.200	35.550	174.650	11	Holly Hixon	Niamh Andrea Telford	Leah Reid	Leandra Iona Gray	Rebecca Dunn
Gr2-North of England	37.900	33.700	27.950	23.800	23.450	146.800	12	Lauryn Armstrong	Elizabeth Jones	Lauren Hearfield	Lauren Roper	
Gr2-Isle Of Man	12.800	11.650	10.800	12.500	12.750	60.500	13	Chloe Donnelly				

2015 Grades 4321 Results

Gr1

Team	VT	UB	BB	FX	RC	Total	Posn					
Gr1-London	38.500	38.150	35.050	36.700	38.050	186.450	1	Emily Moore	Lola Eftekhari	Tomique Gibson	Noemi Seminara	Francesca Engelhardt
Gr1-South West	37.500	37.750	34.950	34.250	38.600	183.050	2	Kristy Gray	Robyn Ellison	Jessica Daykin	Sophie Simpkins	Caitlin Lochhead
Gr1-Wales	37.050	36.100	33.100	35.250	37.250	178.750	3	Nia Eales	Ffion Thomas	Macey Chapman	Carrisa Alleyne	
Gr1-South	37.150	37.650	30.050	34.250	39.350	178.450	4	Ellen Donaldson	Kaliska Nowers	Ashley Preston	Jessica Castles	Jessica Wells
Gr1-South East	37.800	35.750	31.950	34.200	37.550	177.250	5	Rachael Page	Josie Griffiths	Eve Hudson	Lara Stembridge	Marnie Taylor
Gr1-North West	37.750	37.300	30.250	33.750	37.450	176.500	6	Teri Williams	Mia Galloway	Olivia Buckley	Elise Waugh	Sophie Newbury
Gr1-East	36.000	36.050	32.750	33.000	38.450	176.250	7	Tilly Hedges	Amelia Evans	Harriet Chatt	Kylah Tranfield	
Gr1-West Midlands	37.250	37.050	30.800	32.750	37.900	175.750	8	Sophie Nicoll	Imogen Evans	Megan Neale	Harriet Price	Finley Smith
Gr1-Scotland	37.350	37.100	29.850	32.450	37.950	174.700	9	Megan Wright	Daisy Willcocks	Carly McFadden	Erin Fraser	
Gr1-East Midlands	37.650	27.600	28.250	33.550	28.400	155.450	10	Molly Simpson	Alicia Cartlidge	Felicia Miloro	Shenea Fawzi-Perrin	
Gr1-Yorkshire	12.950	11.850	10.250	10.650	12.200	57.900	11	Megan Bramley	Rebecca Borchart			

2015 Rosebowl Results

Rosebowl

	Gr4	Gr3	Gr2	Gr1	L4	L3	Total	Posn
East	190.750	187.450	184.850	176.250	188.850	183.800	1111.950	1
London	191.650	186.100	182.350	186.450	172.000	190.250	1108.800	2
West Midlands	183.450	189.000	181.650	175.750	186.950	187.050	1103.850	3
Wales	187.600	188.700	182.400	178.750	184.700	171.650	1093.800	4
North West	189.950	185.200	185.450	176.500	182.850	171.850	1091.800	5
South West	182.950	189.950	182.200	183.050	174.800	170.800	1083.750	6
South	189.650	184.350	177.100	178.450	177.100	165.400	1072.050	7
South East	183.700	187.550	179.150	177.250	172.500	170.050	1070.200	8
Scotland	182.850	183.850	174.650	174.700	162.900	167.350	1046.300	9
East Midlands	184.100	178.500	175.050	155.450	164.900	54.600	912.600	10
Yorkshire	183.800	185.000	178.200	57.900	174.650	54.300	833.850	11
North of England	186.100	184.400	146.800	0.000	183.300	0.000	700.600	12
Isle of Man	175.400	174.800	60.500	0.000	0.000	0.000	410.700	13