

2015 British Teams Bill Mc Results

British Teams

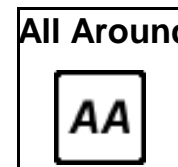
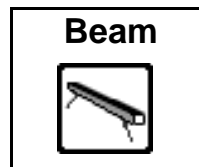
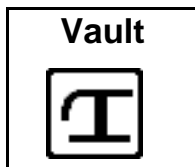
Team	VT	UB	BB	FX	Total	Posn						
Liverpool	54.700	45.500	53.000	50.100	203.300	1	Rebecca Tunney	Charlie Fellows	Ellee Cheetham	Jade Stedford	Lucy Stanhope	Olivia Williams
Park Wrekin	52.450	45.850	50.500	50.000	198.800	2	Alice Kinsella	Ellesse Oates	Georgina Clements	Isla Warr	Marnie Woolrich	Honour Sheard
The Academy	54.450	44.750	49.950	47.650	196.800	3	Ruby Harrold	Abigail Solari	Amelia Knight	Maisie Dodds	Phoebe Turner	Zoe Simmons
South Durham	52.050	44.150	48.100	49.700	194.000	4	Amy Tinkler	Courtney Burton	Dena Kirk	Francesca Ryman	Jade Armstrong	Leah Rockett
City of Glasgow	51.600	40.050	46.600	46.950	185.200	5	Cara Kennedy	Eilish Campbell	Ellie Breadner	Emma Mackey	Megan Morrison	Shannon Archer
Dynamo	51.800	37.950	47.850	44.050	181.650	6	Kelly Simm	Amy Layzell	Casey Spry	Danielle Barnes	Sydney Letchford	Tayah Askham
Bury	51.450	34.800	42.000	46.650	174.900	7	Daisy Gamble	Elise Waugh	Lauryn Campbell	Molly Lunn	Sophie Newbery	Casey Exley
Manx	47.150	31.350	42.350	46.850	167.700	8	Grace Harrison	Isabel Hester	Madison Nicol	Nicole Burns	Radha Patel	Rebecca Johnson

Bill Mcloughlin

Team	VT	UB	BB	FX	Joker	Total	Posn						
North West A	13.650	12.350	13.350	12.100	13.650	65.100	1	Lucy Stanhope	Jade Stedford	Sophie Newbery	Rebecca Tunney	Charlie Fellows	
South West	13.150	11.050	12.700	12.950	12.950	62.800	2	Abigail Solari	Phoebe Turner	Zoe Simmons	Ruby Harrold	Claudia Fragapane	
West Midlands	13.700	11.100	10.900	11.600	13.700	61.000	3	Alice Kinsella	Ellesse Oates	Honour Sheard	Isla Warr		
East Midlands	13.100	11.400	12.300	10.700	12.300	59.800	4	Caitlin Williams	Jess Coombs	Laura Kaletha	Rebecca Downie	Ellie Downie	
North	11.850	10.850	12.500	11.850	10.850	57.900	5	Courtney Burton	Leah Rockett	Francesca Ryman	Jade Armstrong	Amy Tinkler	
Isle of Man	12.675	9.750	9.900	12.250	12.675	57.250	6	Grace Harrison	Madison Nicol	Nicole Burns	Radha Patel	Rebecca Johnson	
South	11.875	10.250	11.400	11.700	11.875	57.100	7	Carrie Walker	Lucy Prower	Maisie Lloyd-Jones	Rachelle Flambard	Kelly Simm	
North West B	13.025	10.350	10.250	11.200	11.200	56.025	8	Katie Meadow	Kelsey-Ann Moor	Mercedes Miladinovic	Lauren Campbell	Teri Williams	

2015 British Teams

Women's Artistic

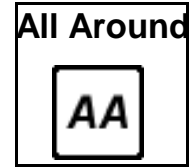

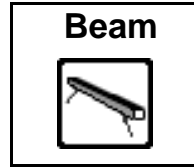
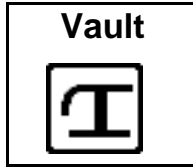


Teams

No	Name	Team	Comp	D	VT		D	UB		D	BB		D	FX		AA		
7	Amy	Tinkler	South Durham	Teams	5.0	14.300	1	5.8	13.600	1	5.1	13.200	8	5.6	13.600	2	54.700	1
19	Kelly	Simm	Dynamo	Teams	5.6	14.100	2	6.2	11.700	6	5.6	14.000	1	5.9	13.800	1	53.600	2
32	Charlie	Fellows	Liverpool	Teams	5.0	13.950	5	5.3	12.850	2	5.1	13.350	6	5.4	13.100	3 =	53.250	3
41	Phoebe	Turner	The Academy	Teams	4.4	13.250	11	4.7	11.600	7	5.4	13.450	5	5.0	13.100	3 =	51.400	4
44	Ellesse	Oates	Park Wrekin	Teams	4.6	13.600	8 =	4.2	12.150	4	5.5	12.800	9	4.9	12.750	7	51.300	5
34	Jade	Stedford	Liverpool	Teams	5.0	14.000	3 =	5.6	11.750	5	5.0	12.400	12	4.2	12.400	14	50.550	6
38	Abigail	Solari	The Academy	Teams	4.8	13.750	7	5.1	12.250	3	4.9	11.050	26 =	4.9	12.550	9	49.600	7
35	Lucy	Stanhope	Liverpool	Teams	5.0	13.600	8 =	4.9	10.750	11	5.1	13.300	7	4.8	11.700	20	49.350	8
48	Honour	Sheard	Park Wrekin	Teams	4.0	12.650	22 =	3.3	11.500	8	4.1	11.950	16 =	4.3	12.300	15	48.400	9
6	Shannon	Archer	City of Glasgow	Teams	4.0	12.800	19 =	2.3	10.100	18	5.0	11.950	16 =	4.8	12.450	12 =	47.300	10
8	Courtney	Burton	South Durham	Teams	4.0	12.600	24 =	2.8	10.450	13	4.5	12.150	14	4.3	11.550	22	46.750	11
3	Ellie	Breadner	City of Glasgow	Teams	4.2	12.950	15 =	1.1	9.900	21	4.1	12.100	15	3.7	11.450	25	46.400	12
46	Isla	Warr	Park Wrekin	Teams	4.0	12.400	28	3.3	10.800	10	4.3	11.600	19 =	4.2	11.150	28 =	45.950	13
53	Sophie	Newbery	Bury	Teams	4.2	13.000	13 =	2.4	8.800	28	4.3	11.300	24	4.4	12.450	12 =	45.550	14
33	Ellee	Cheetham	Liverpool	Teams	5.0	13.150	12	4.3	8.650	30 =	5.0	12.600	10 =	4.5	10.750	31	45.150	15
12	Leah	Rockett	South Durham	Teams	4.0	12.450	27	3.3	10.050	19 =	4.9	10.450	31 =	4.2	12.050	17 =	45.000	16
25	Grace	Harrison	Manx	Teams	4.4	11.900	33 =	2.7	7.550	37 =	4.7	12.600	10 =	5.2	12.700	8	44.750	17
51	Lauryn	Campbell	Bury	Teams	4.4	12.950	15 =	1.9	9.650	23	4.7	10.050	34 =	3.9	11.500	23 =	44.150	18 =
10	Francesca	Ryman	South Durham	Teams	4.0	12.250	30 =	1.2	9.200	25	4.3	11.200	25	3.5	11.500	23 =	44.150	18 =
5	Megan	Morrison	City of Glasgow	Teams	3.8	12.000	32	1.8	9.150	26	4.1	11.050	26 =	4.1	11.800	19	44.000	20
22	Danielle	Barnes	Dynamo	Teams	4.0	12.300	29	3.5	8.950	27	3.6	11.550	21 =	4.4	10.800	30	43.600	21
42	Zoe	Simmons	The Academy	Teams	4.6	13.450	10	4.0	9.600	24	4.7	10.750	28 =	4.7	9.500	35	43.300	22
30	Rebecca	Johnson	Manx	Teams	4.0	12.250	30 =	2.4	8.600	33	3.3	10.050	34 =	4.2	11.600	21	42.500	23
21	Casey	Spry	Dynamo	Teams	4.2	12.800	19 =	1.7	8.650	30 =	3.9	10.550	30	3.3	9.200	36	41.200	24
23	Sydney	Letchford	Dynamo	Teams	4.2	12.600	24 =	2.0	7.750	35	4.3	10.250	33	3.9	10.250	34	40.850	25
37	Ruby	Harrold	The Academy	Teams	5.3	14.000	3 =	0.0	0.000	41 =	5.6	13.850	2	5.2	12.500	10 =	40.350	26
43	Alice	Kinsella	Park Wrekin	Teams	5.0	13.800	6	0.0	0.000	41 =	5.2	13.500	4	5.2	12.900	5 =	40.200	27
24	Tayah	Askham	Dynamo	Teams	2.4	10.200	37	1.9	8.650	30 =	3.9	11.750	18	3.1	8.750	37	39.350	28

2015 British Teams

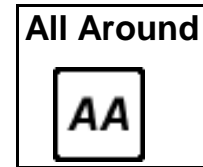
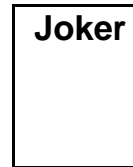
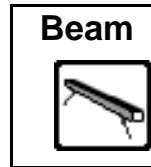
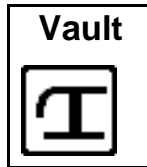
Women's Artistic



28	Nicole	Burns	Manx	Teams	4.0	11.500	35	=	3.3	6.500	40		4.5	9.900	36	=	4.5	11.400	26		39.300	29		
29	Radha	Patel	Manx	Teams	4.0	11.500	35	=	1.2	6.800	39		3.5	9.800	38		3.5	11.150	28	=	39.250	30		
11	Jade	Armstrong	South Durham	Teams	4.0	12.700	21		0.0	0.000	41	=	4.6	11.550	21	=	4.4	12.500	10	=	36.750	31		
1	Cara	Kennedy	City of Glasgow	Teams	4.2	13.000	13	=	3.3	10.200	14	=	3.9	11.500	23		0.0	0.000	38	=	34.700	32		
4	Emma	Mackey	City of Glasgow	Teams	4.2	12.850	17	=	0.0	0.000	41	=	4.4	10.450	31	=	3.8	11.250	27		34.550	33		
52	Molly	Lunn	Bury	Teams	4.2	12.650	22	=	0.0	0.000	41	=	4.4	10.750	28	=	3.9	10.350	33		33.750	34		
54	Casey	Exley	Bury	Teams	4.4	12.850	17	=	1.7	7.550	37	=	0.0	0.000	41	=	3.6	10.600	32		31.000	35		
49	Daisy	Gamble	Bury	Teams	4.2	11.900	33	=	1.7	8.700	29		4.2	9.700	39		0.0	0.000	38	=	30.300	36		
50	Elise	Waugh	Bury	Teams	0.0	0.000	38	=	1.3	7.650	36		4.0	9.900	36	=	4.5	12.100	16		29.650	37		
31	Rebecca	Tunney	Liverpool	Teams	0.0	0.000	38	=	0.0	0.000	41	=	5.7	13.750	3		5.3	12.900	5	=	26.650	38		
45	Georgina	Clements	Park Wrekin	Teams	0.0	0.000	38	=	4.7	11.400	9		0.0	0.000	41	=	4.1	12.050	17	=	23.450	39		
36	Olivia	Williams	Liverpool	Teams	4.0	12.600	24	=	3.9	10.150	16	=	0.0	0.000	41	=	0.0	0.000	38	=	22.750	40		
47	Marnie	Woolrich	Park Wrekin	Teams	0.0	0.000	38	=	2.3	10.150	16	=	4.4	12.250	13		0.0	0.000	38	=	22.400	41		
40	Maisie	Dodds	The Academy	Teams	0.0	0.000	38	=	4.7	10.200	14	=	4.8	11.600	19	=	0.0	0.000	38	=	21.800	42		
39	Amelia	Knight	The Academy	Teams	0.0	0.000	38	=	3.1	10.700	12		0.0	0.000	41	=	0.0	0.000	38	=	10.700	43		
9	Dena	Kirk	South Durham	Teams	0.0	0.000	38	=	3.7	10.050	19	=	0.0	0.000	41	=	0.0	0.000	38	=	10.050	44		
2	Eilish	Campbell	City of Glasgow	Teams	0.0	0.000	38	=	1.8	9.850	22		0.0	0.000	41	=	0.0	0.000	38	=	9.850	45		
27	Madison	Nicol	Manx	Teams	0.0	0.000	38	=	0.0	0.000	41	=	3.8	8.550	40		0.0	0.000	38	=	8.550	46		
26	Isabel	Hester	Manx	Teams	0.0	0.000	38	=	1.8	8.400	34		0.0	0.000	41	=	0.0	0.000	38	=	8.400	47		

2015 Bill Mcloughlin Finals

Women's Artistic

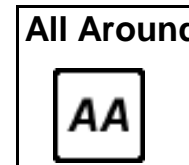
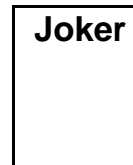
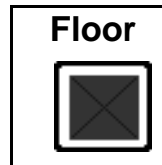
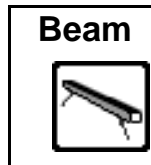
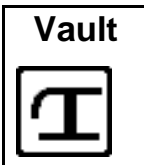


Bill Mc

No	Name	Team	Comp	Av VT		D	UB		D	BB		D	FX		Joker		AA		
84	Ellesse	Oates	West Midlands	Bill Mc	13.700	1	0.0	0.000	9 =	0.0	0.000	9 =	0.0	0.000	9 =	13.700	1	27.400	1
132	Charlie	Fellows	North West A	Bill Mc	13.650	2	0.0	0.000	9 =	0.0	0.000	9 =	0.0	0.000	9 =	13.650	2	27.300	2
74	Phoebe	Turner	South West	Bill Mc	0.000	9 =	0.0	0.000	9 =	0.0	0.000	9 =	5.0	12.950	1	12.950	3	25.900	3
72	Rebecca	Johnson	Isle of Man	Bill Mc	12.675	6	0.0	0.000	9 =	0.0	0.000	9 =	0.0	0.000	9 =	12.675	4	25.350	4
156	Rebecca	Downie	East Midlands	Bill Mc	0.000	9 =	0.0	0.000	9 =	3.9	12.300	4	0.0	0.000	9 =	12.300	5	24.600	5
90	Rachelle	Flambard	South	Bill Mc	11.875	7	0.0	0.000	9 =	0.0	0.000	9 =	0.0	0.000	9 =	11.875	6	23.750	6
65	Mercedes	Miladinovic	North West B	Bill Mc	0.000	9 =	0.0	0.000	9 =	0.0	0.000	9 =	4.5	11.200	7	11.200	7	22.400	7
107	Amy	Tinkler	North	Bill Mc	0.000	9 =	4.4	10.850	5	0.0	0.000	9 =	0.0	0.000	9 =	10.850	8	21.700	8
59	Lucy	Stanhope	North West A	Bill Mc	0.000	9 =	0.0	0.000	9 =	5.1	13.350	1	0.0	0.000	9 =	0.000	9 =	13.350	9
75	Zoe	Simmons	South West	Bill Mc	13.150	3	0.0	0.000	9 =	0.0	0.000	9 =	0.0	0.000	9 =	0.000	9 =	13.150	10
81	Jess	Coombs	East Midlands	Bill Mc	13.100	4	0.0	0.000	9 =	0.0	0.000	9 =	0.0	0.000	9 =	0.000	9 =	13.100	11
63	Katie	Meadow	North West B	Bill Mc	13.025	5	0.0	0.000	9 =	0.0	0.000	9 =	0.0	0.000	9 =	0.000	9 =	13.025	12
137	Ruby	Harrold	South West	Bill Mc	0.000	9 =	0.0	0.000	9 =	5.4	12.700	2	0.0	0.000	9 =	0.000	9 =	12.700	13
79	Jade	Armstrong	North	Bill Mc	0.000	9 =	0.0	0.000	9 =	4.4	12.500	3	0.0	0.000	9 =	0.000	9 =	12.500	14
60	Jade	Stedford	North West A	Bill Mc	0.000	9 =	5.6	12.350	1	0.0	0.000	9 =	0.0	0.000	9 =	0.000	9 =	12.350	15
70	Nicole	Burns	Isle of Man	Bill Mc	0.000	9 =	0.0	0.000	9 =	0.0	0.000	9 =	4.4	12.250	2	0.000	9 =	12.250	16
61	Sophie	Newbery	North West A	Bill Mc	0.000	9 =	0.0	0.000	9 =	0.0	0.000	9 =	4.4	12.100	3	0.000	9 =	12.100	17
77	Leah	Rockett	North	Bill Mc	0.000	9 =	0.0	0.000	9 =	0.0	0.000	9 =	4.3	11.850	4	0.000	9 =	11.850	18 =
76	Courtney	Burton	North	Bill Mc	11.850	8	0.0	0.000	9 =	0.0	0.000	9 =	0.0	0.000	9 =	0.000	9 =	11.850	18 =
88	Lucy	Prower	South	Bill Mc	0.000	9 =	0.0	0.000	9 =	0.0	0.000	9 =	4.3	11.700	5	0.000	9 =	11.700	20
83	Alice	Kinsella	West Midlands	Bill Mc	0.000	9 =	0.0	0.000	9 =	0.0	0.000	9 =	4.7	11.600	6	0.000	9 =	11.600	21
82	Laura	Kaletha	East Midlands	Bill Mc	0.000	9 =	4.1	11.400	2	0.0	0.000	9 =	0.0	0.000	9 =	0.000	9 =	11.400	22 =
87	Carrie	Walker	South	Bill Mc	0.000	9 =	0.0	0.000	9 =	3.8	11.400	5	0.0	0.000	9 =	0.000	9 =	11.400	22 =
85	Honour	Sheard	West Midlands	Bill Mc	0.000	9 =	3.2	11.100	3	0.0	0.000	9 =	0.0	0.000	9 =	0.000	9 =	11.100	24
73	Abigail	Solari	South West	Bill Mc	0.000	9 =	5.0	11.050	4	0.0	0.000	9 =	0.0	0.000	9 =	0.000	9 =	11.050	25
86	Isla	Warr	West Midlands	Bill Mc	0.000	9 =	0.0	0.000	9 =	4.3	10.900	6	0.0	0.000	9 =	0.000	9 =	10.900	26
80	Caitlin	Williams	East Midlands	Bill Mc	0.000	9 =	0.0	0.000	9 =	0.0	0.000	9 =	4.7	10.700	8	0.000	9 =	10.700	27

2015 Bill Mcloughlin Finals

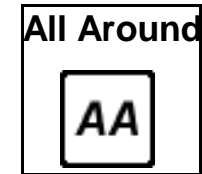


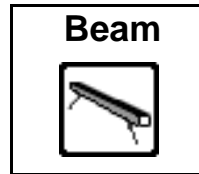
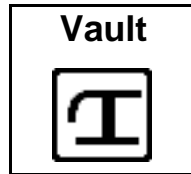
Women's Artistic



64	Kelsey-Ann	Moor	North West B	Bill Mc	0.000	9 =	3.4	10.350	6	0.0	0.000	9 =	0.0	0.000	9 =	0.000	9 =	10.350	28	
67	Teri	Williams	North West B	Bill Mc	0.000	9 =	0.0	0.000	9 =	3.7	10.250	7	0.0	0.000	9 =	0.000	9 =	10.250	29 =	
89	Maisie	Lloyd-Jones	South	Bill Mc	0.000	9 =	2.6	10.250	7	0.0	0.000	9 =	0.0	0.000	9 =	0.000	9 =	10.250	29 =	
69	Madison	Nicol	Isle of Man	Bill Mc	0.000	9 =	0.0	0.000	9 =	3.1	9.900	8	0.0	0.000	9 =	0.000	9 =	9.900	31	
68	Grace	Harrison	Isle of Man	Bill Mc	0.000	9 =	3.3	9.750	8	0.0	0.000	9 =	0.0	0.000	9 =	0.000	9 =	9.750	32	

2015 L1L2 Retake

Women's Artistic



Comp2

No	Name	Club	Comp	D	VT		D	UB		D	BB		D	FX		D	RC		AA				
100	Amelia	Thomas	Cardiff Olympic	Comp2	4.0	12.850	4	4.0	12.000	1	4.0	12.900	1	4.0	12.700	2	4.0	12.200	3	62.650	1		Pass
95	Teagan	Batho	Garioch	Comp2	4.0	12.900	2 =	4.0	11.900	2	3.5	11.200	3 =	4.0	10.650	6	4.0	12.250	2	58.900	2		Pass
94	Lauren	McCormack	West Lothian	Comp2	4.0	13.100	1	4.0	10.250	4	4.0	10.100	5	4.0	12.750	1	4.0	12.300	1	58.500	3		Pass
102	Tamzin	Hughes	Park Wrekin	Comp2	4.0	12.600	6	3.0	11.000	3	4.0	11.200	3 =	4.0	11.550	4	4.0	11.700	4	58.050	4		Pass
98	Lexie-Mae	Neal	Abingdon	Comp2	4.0	12.900	2 =	3.0	8.800	6	4.0	12.100	2	3.0	10.850	5	4.0	11.650	5 =	56.300	5		Pass
92	Jacinta	Brackley	SA	Comp2	4.0	12.700	5	3.0	9.600	5	4.0	9.600	6	4.0	11.800	3	4.0	11.650	5 =	55.350	6		Pass

Comp1

No	Name	Club	Comp	D	VT		D	UB		D	BB		D	FX		D	RC		AA				
97	Christine	Tse	Wyre Forest	Comp1	3.8	12.350	1	3.0	9.100	2	4.0	12.600	1	4.0	12.350	1	4.0	11.900	1	58.300	1		Pass
96	Mia	Scott	South Durham	Comp1	2.4	11.100	2	4.0	10.100	1	3.7	11.500	2	3.5	11.000	2	4.0	11.500	2	55.200	2		Pass