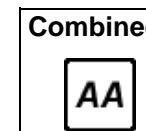


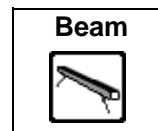
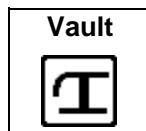


2014 Age Groups

Women's Artistic

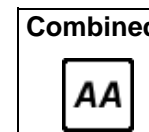

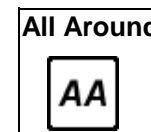
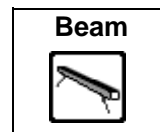
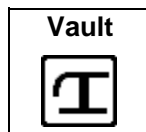


Vol-L3

No	Name	Club	Team	Comp	D	VT		D	UB		D	BB		D	FX		AA		Prev Score		Combined					
12	Ondine	Achampong	East	L3-East	Vol-L3	4.0	12.900	4	=	4.1	13.250	1	4.6	12.700	2	4.2	13.050	1	51.900	1	64.500	1	=	116.400	1	
10	Halle	Hilton	East	L3-East	Vol-L3	4.0	13.350	2	=	4.1	12.800	3	4.4	12.550	4	4.1	12.900	2	51.600	2	64.500	1	=	116.100	2	
34	Samanta	Katkevica	London	L3-London	Vol-L3	4.0	13.650	1	=	4.0	12.900	2	4.7	12.250	7	4.4	12.250	11	51.050	3	60.850	4	=	111.900	3	
3	Isla	Lees	East Midlands	L3-East Midlands	Vol-L3	4.0	12.600	11	=	3.4	11.750	20	=	4.5	13.050	1	4.3	12.800	3	50.200	4	54.850	17	=	105.050	13
9	Abigail	English	South	L3-South	Vol-L3	4.0	13.100	3	=	3.5	12.450	5	=	3.8	12.100	9	3.9	12.200	14	49.850	5	56.800	9	=	106.650	7
30	Amelia	Thomas	Wales	L3-Wales	Vol-L3	3.5	12.200	21	=	3.7	12.450	5	=	4.2	12.450	5	3.9	12.400	8	49.500	6	55.900	15	=	105.400	10
19	Drew	Drury	South East	L3-South East	Vol-L3	4.0	12.700	8	=	3.5	12.400	9	3.5	11.950	10	3.8	12.350	10	49.400	7	61.650	3	=	111.050	4	
1	Ramiyah	Kofi	East Midlands	L3-East Midlands	Vol-L3	4.0	12.650	9	=	3.6	12.300	12	=	4.3	12.600	3	4.3	11.700	25	49.250	8	56.000	13	=	105.250	12
4	Shanna-Kae	Grant	Yorkshire	L3-Yorkshire	Vol-L3	4.0	12.900	4	=	3.5	12.350	10	=	4.2	11.650	15	3.9	12.250	11	49.150	9	56.450	10	=	105.600	9
20	Amanda	Cook	South East	L3-South East	Vol-L3	4.0	12.350	16	=	3.5	11.950	16	=	4.3	12.200	8	4.0	12.400	8	48.900	10	57.900	7	=	106.800	6
37	Lili-Mae	Snuggs	South	L3-South	Vol-L3	4.0	12.900	4	=	3.1	11.850	18	4.0	11.600	16	4.0	12.150	15	48.500	11	48.900	27	=	97.400	25	
14	Leah	Greenland	North	L3-North	Vol-L3	4.0	12.350	16	=	3.4	12.150	14	=	4.0	11.200	23	4.0	12.550	5	48.250	12	59.650	5	=	107.900	5
9	Anna	Hollins	Scotland	L3-Scotland	Vol-L3	4.0	12.900	11	=	4.0	12.500	4	=	4.2	10.900	30	4.0	12.100	17	48.100	13	54.300	19	=	102.400	17
31	Isabel	Thomas	Wales	L3-Wales	Vol-L3	4.0	12.400	14	=	3.7	12.300	12	=	3.5	10.800	32	4.1	12.450	7	47.950	14	57.350	8	=	105.300	11
32	Ella	Davies	Wales	L3-Wales	Vol-L3	4.0	12.650	9	=	3.4	11.750	20	=	3.8	11.600	16	3.9	11.800	22	47.800	15	0.000	31	=	47.800	31
22	Emily	Edge	South West	L3-South West	Vol-L3	3.5	11.950	28	=	3.5	12.150	14	=	3.9	11.900	11	3.9	11.500	29	47.500	16	55.000	16	=	102.500	16
26	Tamzin	Hughes	West Midlands	L3-West Midlands	Vol-L3	4.0	11.550	35	=	3.7	12.450	5	=	4.1	11.550	18	3.6	11.900	21	47.450	17	56.150	12	=	103.600	14
13	Molly	Howland	East	L3-East	Vol-L3	3.5	11.700	33	=	2.8	11.350	27	4.2	11.750	14	3.9	12.600	4	47.400	18	58.550	6	=	105.950	8	
6	Lauren	McCormack	Scotland	L3-Scotland	Vol-L3	4.0	11.750	31	=	3.1	11.950	16	=	3.6	10.800	32	3.8	12.550	5	47.050	19	56.000	13	=	103.050	15
25	Isabelle	Yip	West Midlands	L3-West Midlands	Vol-L3	4.0	12.150	23	=	2.9	11.700	22	4.2	11.100	26	3.6	12.050	18	47.000	20	54.600	18	=	101.600	18	
40	Elisha	Stott	South	L3-South	Vol-L3	4.0	12.050	27	=	3.7	12.350	10	=	4.2	11.300	21	3.8	11.150	35	46.850	21	44.350	29	=	91.200	29
23	Alice	Wintle	South West	L3-South West	Vol-L3	3.5	12.100	26	=	3.0	11.600	24	4.0	11.500	19	3.7	11.550	26	46.750	22	0.000	31	=	46.750	32	
18	Sorrel	Kennedy-Dyson	South East	L3-South East	Vol-L3	3.5	12.150	23	=	3.4	11.650	23	3.4	10.900	30	3.8	11.950	20	46.650	23	51.150	23	=	97.800	22	
27	Jacinta	Brackley	West Midlands	L3-West Midlands	Vol-L3	4.0	12.800	7	=	3.4	11.200	28	=	3.6	11.150	24	3.6	11.500	29	46.650	23	53.850	20	=	100.500	20
33	Alice	McLoughlin	London	L3-London	Vol-L3	4.0	12.250	19	=	2.8	11.100	30	=	3.8	11.150	24	4.2	12.150	15	46.650	23	50.900	25	=	97.550	23
36	Leila	Bennadi	London	L3-London	Vol-L3	4.0	11.900	30	=	2.8	11.200	28	=	4.4	11.850	12	4.0	11.450	31	46.400	26	51.050	24	=	97.450	24
28	Emer	Hancock	West Midlands	L3-West Midlands	Vol-L3	4.0	12.400	14	=	2.8	11.100	30	=	3.7	11.850	12	3.6	10.950	37	46.300	27	0.000	31	=	46.300	33
17	Grace	Davison	South East	L3-South East	Vol-L3	3.5	12.150	23	=	2.7	10.800	32	=	3.1	11.000	29	3.7	12.250	11	46.200	28	43.300	30	=	89.500	30
29	Chloe	Weston	Wales	L3-Wales	Vol-L3	4.0	11.950	28	=	3.4	11.500	25	=	3.8	11.500	19	3.6	11.150	35	46.100	29	53.800	21	=	99.900	21
38	Ellie-Mae	Peach	South	L3-South	Vol-L3	4.0	12.500	13	=	2.1	9.800	36	4.1	12.400	5	3.7	11.400	32	46.100	29	0.000	31	=	46.100	34	
7	Brooke	Masson	Scotland	L3-Scotland	Vol-L3	4.0	12.200	21	=	3.5	11.800	19	3.6	10.350	34	3.7	11.350	33	45.700	31	49.900	26	=	95.600	27	
8	Sophie	Macpherson	Scotland	L3-Scotland	Vol-L3	4.0	11.750	31	=	2.3	10.800	32	=	3.7	11.050	27	3.9	11.800	22	45.400	32	48.800	28	=	94.200	28
16	Lydia-May	Collins	North	L3-North	Vol-L3	4.0	9.150	39	=	3.9	12.450	5	=	3.9	11.300	21	3.9	12.050	18	44.950	33	56.450	10	=	101.400	19
21	Elize	Waits	South West	L3-South West	Vol-L3	4.0	12.300	18	=	3.1	11.400	26	3.5	10.000	36	3.8	10.700	38	44.400	34	52.200	22	=	96.600	26	
35	Lauren	Watkins	London	L3-London	Vol-L3	4.0	12.250	19	=	2.1	9.100	38	4.0	11.050	27	3.9	11.550	26	43.950	35	0.000	31	=	43.950	35	
5	Keira	Thornton	Yorkshire	L3-Yorkshire	Vol-L3	3.5	11.350	36	=	2.1	9.400	37	3.5	9.250	39	4.0	11.750	24	41.750	36	0.000	31	=	41.750	36	
24	Keira	Williams	South West	L3-South West	Vol-L3	3.5	11.350	36	=	3.0	9.950	34	2.8	10.200	35	3.1	10.150	39	41.650	37	0.000	31	=	41.650	37	
11	Chloe	Mizon	East	L3-East	Vol-L3	4.0	10.850	38	=	2.3	9.850	35	2.6	9.500	38	3.5	11.350	33	41.550	38	0.000	31	=	41.550	38	
2	Madison	Jurkowski	East Midlands	L3-East Midlands	Vol-L3	3.5	11.650	34	=	2.1	8.250	39	3.7	9.600	37	3.7	11.550	26	41.050	39	0.000	31	=	41.050	39	
15	Yasmin	Lane	North	L3-North	Vol-L3	0.0	0.000	40	=	0.0	0.000	40	0.0	0.000	40	0.0	0.000	40	0.000	40	0.000	31	=	0.000	40	

2014 Age Groups

Women's Artistic

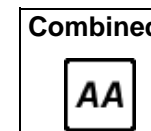


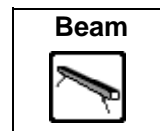
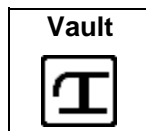


Vol-L2

No	Name	Club	Team	Comp	D	VT		D	UB		D	BB		D	FX		AA		Prev Score		Combined	
65	Hallie	Copperwheat	Sapphire	Vol-L2	4.0	13.300	1	4.1	12.600	3	4.6	12.900	2	4.9	13.300	2	52.100	1	62.250	3	114.350	1
68	Amelie	Morgan	Slough	Vol-L2	3.8	13.000	3	4.2	12.850	1	4.2	12.050	10	5.4	13.600	1	51.500	2	62.850	1	114.350	1
43	Marnie	Woolrich	Park Wrekin	Vol-L2	3.8	12.500	15	3.6	11.500	12	4.7	12.250	7	4.9	12.700	4	48.950	3	61.650	4	110.600	3
63	Martha	Franks	Heathrow	Vol-L2	3.8	12.050	22	4.0	12.450	4	4.7	12.200	8	4.1	12.050	17	48.750	4	57.600	14	106.350	11
72	Scarlett	Williams	Notts Academy	Vol-L2	4.0	13.000	3	4.1	11.900	8	4.6	12.150	9	4.6	11.600	24	48.650	5	58.450	11	107.100	8
48	Oriel	Powell	City Of Birmingham	Vol-L2	3.8	12.800	9	3.3	11.950	7	4.4	11.450	13	4.4	12.250	12	48.450	6	60.250	5	108.700	5
60	Ella	Gaynor	Cardiff Central	Vol-L2	4.0	12.000	23	3.2	11.650	9	4.7	12.550	1	4.1	12.100	16	48.300	7	50.600	21	98.900	19
67	Gypsy	Squires	Sapphire	Vol-L2	3.8	12.450	16	2.5	10.700	20	4.4	12.950	1	4.2	12.150	14	48.250	8	58.400	12	106.650	10
66	Lauren	Matthews	Sapphire	Vol-L2	4.0	12.200	21	3.0	11.600	10	3.5	12.350	1	3.9	11.750	21	47.900	9	50.450	22	98.350	21
55	Francesca	Ryman	South Durham	Vol-L2	4.0	12.250	20	2.9	11.300	17	3.1	11.300	14	4.2	13.000	3	47.850	10	62.300	2	110.150	4
71	Caitlin	Williams	Notts Academy	Vol-L2	4.0	11.300	26	4.1	11.450	15	4.8	12.550	1	4.8	12.500	8	47.800	11	58.900	9	106.700	9
41	Isabel	Davis	Bristol Hawkes	Vol-L2	4.0	12.900	6	4.1	12.750	2	4.4	10.900	18	4.7	11.050	29	47.600	12	59.800	7	107.400	6
56	Mia	Scott	South Durham	Vol-L2	3.8	13.050	2	4.3	11.550	11	4.2	10.700	23	4.1	12.300	11	47.600	12	58.100	13	105.700	13
44	Tabitha	Sheard	Park Wrekin	Vol-L2	3.8	12.650	11	4.1	10.500	21	4.7	12.750	3	4.4	11.350	26	47.250	14	60.100	6	107.350	7
61	Amy	Jane Rowe	City of Bristol	Vol-L2	4.2	12.600	13	3.9	10.300	24	4.9	11.600	11	4.8	12.550	7	47.050	15	56.050	17	103.100	15
59	Danielle	Tabios	Bury Spectrum	Vol-L2	3.8	12.700	10	3.4	11.500	12	4.6	10.000	27	4.6	12.450	9	46.650	16	59.150	8	105.800	12
57	Ellie	Breadner	City of Glasgow	Vol-L2	4.2	12.950	3	2.0	10.500	21	3.4	11.200	15	3.9	11.800	20	46.450	17	0.000	24	46.450	24
70	Molly	Palmer	Notts Academy	Vol-L2	4.0	12.650	11	1.8	10.250	26	3.5	10.850	20	4.9	12.700	5	46.450	17	0.000	24	46.450	24
42	Abigail	Jones	Park Wrekin	Vol-L2	3.8	12.450	16	3.6	11.500	12	4.9	10.350	26	4.3	12.150	14	46.450	17	58.750	10	105.200	14
53	Phoebe	Jakubczyk	The Academy	Vol-L2	4.2	11.350	25	2.7	11.450	15	3.1	10.850	20	4.0	12.400	10	46.050	20	0.000	24	46.050	26
51	Kacey	Morrison	Largs	Vol-L2	3.8	12.600	13	4.1	12.000	6	3.3	9.650	28	4.1	11.750	21	46.000	21	52.400	20	98.400	20
49	Evie	Lamb	Horsham	Vol-L2	4.2	12.300	18	2.7	11.300	17	4.5	10.600	24	4.0	11.650	23	45.850	22	0.000	24	45.850	27
50	Ami	Evans	Sandbach	Vol-L2	3.8	12.900	6	3.6	10.300	24	3.9	10.900	18	4.7	11.350	26	45.450	23	57.500	15	102.950	16
64	Roshelle	Spencer-Smith	Heathrow	Vol-L2	3.8	12.300	18	3.2	9.150	28	4.8	10.950	17	4.8	13.000	3	45.400	24	52.950	19	98.350	21
47	Bella	Aldridge	Rugby	Vol-L2	2.6	11.050	27	3.6	12.200	5	3.1	10.750	22	4.2	11.150	28	45.150	25	56.150	16	101.300	17
54	Sydney	Letchford	Dynamo	Vol-L2	4.0	12.000	23	3.1	10.350	23	3.1	10.400	25	3.9	11.550	25	44.300	26	44.050	23	88.350	23
62	Rochelle	Hamilton- Kendall	Exeter	Vol-L2	2.4	9.750	29	2.7	10.750	19	4.8	11.200	15	4.2	12.250	12	43.950	27	55.500	18	99.450	18
58	Amelia	Richards	Bury Spectrum	Vol-L2	3.8	10.100	28	1.6	8.050	29	4.2	11.600	11	4.3	11.950	18	41.700	28	0.000	24	41.700	28
45	Louise	Akers	Wetherby	Vol-L2	4.2	12.850	8	1.7	9.450	27	2.3	5.350	29	4.0	11.850	19	39.500	29	0.000	24	39.500	29
46	Anna	Gibson	West Lothian	Vol-L2	0.0	0.000	30	0.0	0.000	30	0.0	0.000	30	0.0	0.000	30	0.000	30	0.000	24	0.000	30
52	Seia	Kent	Tolworth	Vol-L2	0.0	0.000	30	0.0	0.000	30	0.0	0.000	30	0.0	0.000	30	0.000	30	0.000	24	0.000	30
69	Gracie	Mitchell	South Devon	Vol-L2	0.0	0.000	30	0.0	0.000	30	0.0	0.000	30	0.0	0.000	30	0.000	30	0.000	24	0.000	30

2014 Age Groups

Women's Artistic









Vol-L4

No	Name	Club	Team	Comp	D	VT		D	UB		D	BB		D	FX		AA		Prev Score		Combined			
106	Jaimee	Smith	East	L4-East	Vol-L4	4.0	13.100	1		3.9	13.000	4	3.8	12.700	2	3.6	12.350	1	51.150	1	63.850	1	115.000	1
83	Elise	Adeyemo	South Essex		Vol-L4	3.5	12.850	4		3.5	13.300	2	3.5	12.300	5	3.5	12.100	10	50.550	2	60.150	10	110.700	5
118	Mya	Thomas-Osbourne	South	L4-South	Vol-L4	3.5	12.200	21	=	3.4	12.700	11	3.9	12.750	1	3.5	12.150	5	49.800	3	0.000	46	49.800	46
100	Alina	Cofie	London	L4-London	Vol-L4	3.5	12.600	8		3.5	12.850	6	3.4	12.000	6	3.5	12.150	5	49.600	4	60.200	9	109.800	8
85	Sofia	Meadows	West Midlands	L4-West Midlands	Vol-L4	3.5	12.100	30	=	3.4	12.750	10	3.7	12.400	3	3.5	11.950	17	49.200	5	61.700	4	110.900	3
109	Madeleine	Roberts	South East	L4-South East	Vol-L4	4.0	12.900	2	=	3.4	12.350	28	3.6	11.800	13	3.7	12.150	5	49.200	5	56.250	25	105.450	21
107	Ellie	Gargett	East	L4-East	Vol-L4	4.0	12.650	3	=	3.6	12.650	12	3.6	11.950	9	3.5	11.800	28	49.050	7	58.900	15	107.950	12
105	Kerry	Hegarty	East	L4-East	Vol-L4	4.0	12.600	24	=	3.4	12.600	15	3.5	12.000	5	3.6	12.150	5	48.900	8	61.000	7	109.900	7
104	Emma	Tara Atkin	East	L4-East	Vol-L4	4.0	12.350	12	=	3.5	12.850	7	3.8	11.300	29	3.6	12.200	4	48.700	9	58.100	18	106.800	16
94	Alice	Summers	South West	L4-South West	Vol-L4	3.5	12.250	17	=	3.4	12.250	34	3.6	11.850	11	3.6	12.350	1	48.700	9	0.000	46	48.700	47
119	Isla	Pitman	South	L4-South	Vol-L4	3.5	11.750	45	=	3.4	12.600	15	3.5	12.350	7	3.4	11.950	17	48.650	11	62.100	3	110.750	4
124	Maisie	Squire	Pipers Vale		Vol-L4	4.0	12.700	5		3.4	12.400	25	3.7	11.900	10	3.5	11.650	36	48.650	11	57.000	22	105.650	20
86	Miriam	Allen	West Midlands	L4-West Midlands	Vol-L4	3.5	12.150	24	=	3.4	12.600	15	3.7	11.650	17	3.5	12.150	5	48.550	13	61.600	5	110.150	6
93	Seren	Rowlands-Higgins	Wales	L4-Wales	Vol-L4	3.5	12.150	24	=	3.4	12.650	12	3.1	11.600	21	3.5	12.000	14	48.400	14	59.600	12	108.000	11
90	Olivia	Basham	Wales	L4-Wales	Vol-L4	3.5	11.950	35	=	3.5	12.800	9	3.6	11.750	15	3.5	11.850	25	48.350	15	0.000	46	48.350	48
116	Millie	Mconville	Scotland	L4-Scotland	Vol-L4	4.0	12.900	2	=	3.5	12.900	5	3.1	11.300	29	3.4	11.200	49	48.300	16	57.700	19	106.000	18
84	Sophia	Cabrera	West Midlands	L4-West Midlands	Vol-L4	3.5	12.650	3	=	3.4	12.650	12	3.3	11.000	40	3.4	12.000	14	48.300	16	63.800	2	112.100	2
101	China	Mattis	London	L4-London	Vol-L4	4.0	11.850	39	=	3.4	12.450	24	3.9	11.850	11	3.9	12.050	12	48.200	18	60.350	8	108.550	9
92	Ellie	Mae Wainwright	Wales	L4-Wales	Vol-L4	4.0	12.150	24	=	3.5	12.500	21	3.6	11.650	17	3.6	11.900	21	48.200	18	0.000	46	48.200	49
126	Helena	Hall	Pipers Vale		Vol-L4	4.0	12.250	17	=	3.4	12.150	38	3.6	11.800	13	3.6	11.950	17	48.150	20	55.350	29	103.500	24
129	Darcy	Chesters	North West	L4-North West	Vol-L4	4.0	12.350	12	=	3.4	12.550	20	3.3	11.600	21	3.5	11.600	37	48.100	21	0.000	46	48.100	50
95	Hannah	Griffin	South West	L4-South West	Vol-L4	3.5	12.300	14	=	3.4	12.300	31	3.8	11.700	16	3.6	11.800	28	48.100	21	51.300	44	99.400	36
121	Bryony	Ludlow	South	L4-South	Vol-L4	4.0	12.450	9	=	3.4	12.850	6	3.2	11.050	37	3.6	11.700	32	48.050	23	59.250	14	107.300	15
110	Isabelle	Lamb	South East	L4-South East	Vol-L4	3.5	12.150	24	=	3.7	13.450	1	3.4	11.200	33	3.5	11.200	49	48.000	24	54.800	34	102.800	27
102	Ami	O'Sullivan	London	L4-London	Vol-L4	3.5	11.550	50	=	3.4	12.500	21	3.5	11.650	17	3.5	12.250	3	47.950	25	59.600	12	107.550	13
80	Alyssa	Hawkins	East Midlands	L4-East Midlands	Vol-L4	4.0	12.450	9	=	3.4	12.600	15	3.3	10.950	41	3.7	11.750	30	47.750	26	56.850	24	104.600	23
96	Safina	Crocker	South West	L4-South West	Vol-L4	4.0	12.300	14	=	3.4	11.850	43	3.7	11.600	21	3.6	11.850	25	47.600	27	51.650	43	99.250	37
91	Jaycie	Rees	Wales	L4-Wales	Vol-L4	3.5	12.200	21	=	3.4	12.500	21	3.6	10.950	41	3.4	11.900	21	47.550	28	59.850	11	107.400	14
127	Lauren	Sims	North West	L4-North West	Vol-L4	4.0	12.050	32	=	3.4	12.600	15	3.6	11.150	34	3.3	11.700	32	47.500	29	57.600	20	105.100	22
133	Harriett	Gibson	North	L4-North	Vol-L4	3.5	11.850	39	=	3.4	12.400	25	3.7	11.500	24	3.4	11.700	32	47.450	30	53.050	40	100.500	33
89	Anna	Browne	Pinewood		Vol-L4	3.5	12.250	17	=	3.4	12.200	36	3.5	11.050	37	3.3	11.900	21	47.400	31	61.100	6	108.500	10
103	Alia	Leat	London	L4-London	Vol-L4	3.5	12.450	9	=	3.1	10.900	52	3.5	12.000	7	3.4	12.000	14	47.350	32	0.000	46	47.350	51
87	Isabella	Wheeldon	West Midlands	L4-West Midlands	Vol-L4	3.5	11.800	44		3.5	13.050	3	3.1	10.350	46	3.5	12.100	10	47.300	33	58.700	17	106.000	18
111	Rosie	Bayliss	South East	L4-South East	Vol-L4	4.0	12.200	21	=	3.4	11.900	41	3.6	11.100	36	3.5	12.050	12	47.250	34	56.250	25	103.500	24
114	Taylor	Richardson	Scotland	L4-Scotland	Vol-L4	3.5	12.050	32	=	3.5	12.350	28	3.6	11.450	25	3.5	11.400	43	47.250	34	54.600	35	101.850	28
125	Emily	Roper	Pipers Vale		Vol-L4	3.5	11.850	39	=	3.5	11.800	45	3.6	11.650	17	3.4	11.900	21	47.200	36	58.850	16	106.050	17
120	Sophie	Prior	South	L4-South	Vol-L4	3.5	11.900	37	=	3.4	12.350	28	2.9	11.350	28	3.4	11.400	43	47.000	37	54.350	36	101.350	29
97	Nyree	Williams	South West	L4-South West	Vol-L4	3.5	11.950	35	=	3.4	12.100	39	3.0	10.750	43	3.5	11.950	17	46.750	38	0.000	46	46.750	52
78	Alice	Knights	East Midlands	L4-East Midlands	Vol-L4	3.5	11.650	47		3.4	11.800	45	3.6	11.400	26	3.6	11.700	32	46.550	39	0.000	46	46.550	53
123	Honor	Rouse	Yorkshire	L4-Yorkshire	Vol-L4	3.5	11.600	48	=	3.4	12.000	40	3.7	11.400	26	3.4	11.250	47	46.250	40	51.900	42	98.150	39
134	Charlotte	Moralee	North	L4-North	Vol-L4	3.5	12.100	30	=	3.4	11.450	48	3.7	11.250	32	3.4	11.350	45	46.150	41	57.300	21	103.450	26
112	Katie	Ridley	South East	L4-South East	Vol-L4	3.5	11.850	39	=	3.2	11.300	50	3.0	11.300	29	3.4	11.600	37	46.050	42	0.000	46	46.050	54
99	Emily	Hilton	Heywood Sparks		Vol-L4	3.5	12.250	17	=	3.4	11.900	41	2.4	9.900	50	3.4	11.850	25	45.900	43	54.300	38	100.200	34

2014 Age Groups

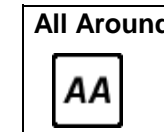

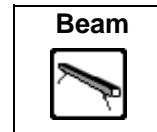
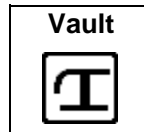
Women's Artistic

Vault 	Bars 	Beam 	Floor 	All Around 	Previous	Combined 
---	--	--	---	--	-----------------	--

130	Amber	Greig	North West	L4-North West	Vol-L4	4.0	11.400	53		3.4	12.250	34 =	3.5	11.150	34 =	3.4	11.050	52		45.850	44			0.000	46 =	45.850	55
131	Grace	Homer	North	L4-North	Vol-L4	3.5	11.550	50 =		3.4	12.200	36 =	3.6	11.050	37 =	3.4	11.000	53		45.800	45			55.050	33	100.850	31 =
113	Niamh	Cooney	Scotland	L4-Scotland	Vol-L4	3.5	12.150	24 =		3.0	11.450	48 =	2.5	10.350	46 =	3.4	11.750	30 =		45.700	46			0.000	46 =	45.700	56
128	Nikita	Peprah	North West	L4-North West	Vol-L4	4.0	11.900	37 =		3.6	11.850	43 =	3.6	10.700	44	3.6	11.200	49 =		45.650	47			55.200	31	100.850	31 =
115	Millie	Redford	Scotland	L4-Scotland	Vol-L4	4.0	11.600	48 =		3.4	12.300	31 =	3.1	10.150	49	3.5	11.550	40 =		45.600	48			53.650	39	99.250	37 =
98	Akielah	Ashman-Howe	Greenwich Royals		Vol-L4	3.5	11.200	54		3.4	12.400	25 =	3.3	10.650	45	3.4	11.250	47 =		45.500	49			55.850	27 =	101.350	29 =
82	Reine	Temporaza	Manx Gym		Vol-L4	3.5	12.300	14 =		3.4	12.300	31 =	3.2	8.900	54	3.6	11.450	42		44.950	50			55.100	32	100.050	35
122	Minnie	Axon	Yorkshire	L4-Yorkshire	Vol-L4	3.5	11.850	39 =		3.0	11.100	51	2.7	9.500	52	3.3	11.550	40 =		44.000	51			0.000	46 =	44.000	57
132	Laura	Nelson	North	L4-North	Vol-L4	3.5	12.000	34		3.2	10.050	54	3.1	9.900	50 =	3.5	11.600	37 =		43.550	52			0.000	46 =	43.550	58
81	Rhianna	Pyne	East Midlands	L4-East Midlands	Vol-L4	3.5	11.750	45 =		3.1	10.200	53	3.0	10.250	48	3.5	11.300	46		43.500	53			0.000	46 =	43.500	59
79	Isabel	Morgan	East Midlands	L4-East Midlands	Vol-L4	3.5	11.550	50 =		3.0	11.650	47	2.9	9.100	53	3.4	10.700	54		43.000	54			0.000	46 =	43.000	60

2014 Age Groups

Women's Artistic



L1 Retake

No	Name	Club	Team	Comp	D	VT		D	UB		D	BB		D	FX		D	RC		AA				
135	Alyeana	Rahim	Sapphire	L1 Retake	3.8	12.250	3	4.0	12.000	1	4.0	11.100	3	4.0	11.600	1	4.0	11.800	1	58.750	1			Pass
77	Megan	Splain	Sapphire	L1 Retake	3.8	12.000	4	4.0	9.000	2	4.0	12.950	1	2.5	10.550	3	4.0	11.750	2	56.250	2			Pass
75	Ellie	Russell	Lasswade	L1 Retake	4.2	12.800	1	3.0	7.950	3	4.0	11.150	2	3.5	10.650	2	4.0	9.850	4	52.400	3			Pass
73	Alice	France	Abingdon	L1 Retake	3.8	12.450	2	2.0	5.100	4	4.0	10.700	4	3.0	9.250	4	4.0	11.200	3	48.700	4			Pass

L2 Retake

No	Name	Club	Team	Comp	D	VT		D	UB		D	BB		D	FX		D	RC		AA				
204	Ellie	Botterill	Slough	L2 Retake	3.5	11.950	4	4.0	12.150	1	4.0	12.650	1	4.0	12.350	2	4.0	12.300	1	61.400	1			Pass
201	Katie-Ann	Barton	Bury	L2 Retake	4.0	13.250	1	3.0	11.500	2	4.0	11.250	2	4.0	12.050	3	4.0	10.600	3	58.650	2			Pass
203	Anna	Gibson	West Lothian	L2 Retake	4.0	13.150	2	3.0	10.800	3	4.0	10.900	3	4.0	12.400	1	4.0	11.350	2	58.600	3			Pass
202	Anna	Thompson	Tamworth	L2 Retake	4.0	12.100	3	3.0	8.700	4	2.7	8.200	4	3.0	10.700	4	4.0	9.300	4	49.000	4			

2014 Age Groups Results

Vol-L3

Team	VT	UB	BB	FX	Total	Posn
L3-East	37.950	37.400	37.000	38.550	150.900	1
L3-South	38.500	36.650	36.100	35.750	147.000	2
L3-Wales	37.250	36.500	35.550	36.650	145.950	3
L3-South East	37.200	36.000	35.150	37.000	145.350	4
L3-London	38.150	35.200	35.250	35.950	144.550	5
L3-West Midlands	37.350	35.350	34.550	35.450	142.700	6
L3-Scotland	36.550	36.250	32.750	36.450	142.000	7
L3-East Midlands	36.900	32.300	35.250	36.050	140.500	8
L3-South West	36.350	35.150	33.600	33.750	138.850	9
L3-North	21.500	24.600	22.500	24.600	93.200	10
L3-Yorkshire	24.250	21.750	20.900	24.000	90.900	11

2014 Age Groups Results

Vol-L4

Team	VT	UB	BB	FX	Total	Posn
L4-East	38.100	38.500	36.650	36.700	149.950	1
L4-London	36.900	37.800	35.850	36.450	147.000	2
L4-South	36.550	38.150	36.450	35.800	146.950	3
L4-West Midlands	36.900	38.450	35.050	36.250	146.650	4
L4-Wales	36.500	37.950	35.000	35.800	145.250	5
L4-South East	37.250	37.700	34.300	35.800	145.050	6
L4-South West	36.850	36.650	35.150	36.150	144.800	7
L4-Scotland	37.100	37.550	33.100	34.700	142.450	8
L4-North West	36.300	37.400	33.900	34.500	142.100	9
L4-North	35.950	36.050	33.800	34.650	140.450	10
L4-East Midlands	35.850	36.050	32.600	34.750	139.250	11
L4-Yorkshire	23.450	23.100	20.900	22.800	90.250	12

2014 Age Groups Results Summary

Teams

Team			Total	
L3-East			150.900	1
L3-South			147.000	2
L3-Wales			145.950	3
L3-South East			145.350	4
L3-London			144.550	5
L3-West Midlands			142.700	6

Vol-L3

Highest All Around

No	Name		Club	Comp		AA	
12	Ondine	Achampong	East	Vol-L3		51.900	1
10	Halle	Hilton	East	Vol-L3		51.600	2
34	Samanta	Katkevica	London	Vol-L3		51.050	3
3	Isla	Lees	East Midlands	Vol-L3		50.200	4
39	Abigail	English	South	Vol-L3		49.850	5
30	Amelia	Thomas	Wales	Vol-L3		49.500	6

Combined

No	Name		Club			Total	
12	Ondine	Achampong	East	Vol-L3		116.400	1
10	Halle	Hilton	East	Vol-L3		116.100	2
34	Samanta	Katkevica	London	Vol-L3		111.900	3
19	Drew	Drury	South East	Vol-L3		111.050	4
14	Leah	Greenland	North	Vol-L3		107.900	5
20	Amanda	Cook	South East	Vol-L3		106.800	6

Coach: Melanie Ives

2014 Age Groups Results Summary

Vol-L2

Highest All Around

No	Name		Club	Comp		AA		
65	Hallie	Copperwheat	Sapphire	Vol-L2		52.100	1	
68	Amelie	Morgan	Slough	Vol-L2		51.500	2	
43	Marnie	Woolrich	Park Wrekin	Vol-L2		48.950	3	
63	Martha	Franks	Heathrow	Vol-L2		48.750	4	
72	Scarlett	Williams	Notts Academy	Vol-L2		48.650	5	
48	Oriel	Powell	City Of Birmingham	Vol-L2		48.450	6	

Combined

No	Name		Club			Total		
67	Hallie	Copperwheat	Sapphire	Vol-L2		114.350	1	=
68	Amelie	Morgan	Slough	Vol-L2		114.350	1	=
55	Marnie	Woolrich	Park Wrekin	Vol-L2		110.600	3	
57	Francesca	Ryman	South Durham	Vol-L2		110.150	4	
56	Oriel	Powell	City Of Birmingham	Vol-L2		108.700	5	
42	Isabel	Davis	Bristol Hawkes	Vol-L2		107.400	6	

Coach: Melanie Ives

2014 Age Groups Results Summary

Teams

Team		Total		
L4-East		149.950	1	
L4-London		147.000	2	
L4-South		146.950	3	
L4-West Midlands		146.650	4	
L4-Wales		145.250	5	
L4-South East		145.050	6	

Vol-L4

Highest All Around

No	Name		Club	Comp		AA		
106	Jaimee	Smith	East	Vol-L4		51.150	1	
83	Elise	Adeyemo	South Essex	Vol-L4		50.550	2	
118	Mya	Thomas-Osbourne	South	Vol-L4		49.800	3	
100	Alina	Cofie	London	Vol-L4		49.600	4	
85	Sofia	Meadows	West Midlands	Vol-L4		49.200	5	=
109	Madeleine	Roberts	South East	Vol-L4		49.200	5	=

Combined

No	Name		Club		Total		
105	Jaimee	Smith	East	Vol-L4	115.000	1	
110	Sophia	Cabrera	West Midlands	Vol-L4	112.100	2	
124	Sofia	Meadows	West Midlands	Vol-L4	110.900	3	
101	Isla	Pitman	South	Vol-L4	110.750	4	
104	Elise	Adeyemo	South Essex	Vol-L4	110.700	5	
126	Miriam	Allen	West Midlands	Vol-L4	110.150	6	

Coach: Josie Hayes